



LANKA ALUMINIUM INDUSTRIES PLC



PROFILE CATALOGUE 2019/2020



LANKA ALUMINIUM INDUSTRIES PLC



SLS - ISO 9001 : 2008 CERTIFIED COMPANY



HEAD OFFICE : 1st Floor, Lakshman's Building, 321, Galle Road, Colombo 3.
Tel: 55033300, 2565951-53 Fax: 5503381, 5503337
e-mail: sales@lanka-aluminium.com, marketing@lanka-aluminium.com
Web : www.lankaaluminium.lk | www.aluminium.lk

REGIONAL SALES & SERVICE CENTRES :

COLOMBO	:	545 1/A, Sri Sangaraja Mawatha, Colombo 10. Tel / Fax: 2388216
MAHARAGAMA	:	132, Dehiwala Road, Maharagama. Tel / Fax: 011-5553301
MALABE	:	484, Kaduwela Road, Thalangama North, Malabe. Tel/Fax: 0115299045
AVISSAWELLA	:	209C, Rathnapura Road, Avissawella. Tel/Fax: 0365115115
GAMPAHA	:	155, Minuwangoda Road, Asgiriya, Gampaha. Tel/Fax: 0115992929
KADAWATHA	:	315 B1, Kandy Road, Kadawatha. Tel/Fax: 0115991111
KURUNEGALA	:	132B, Baudhaloka Mawatha, Kurunegala. Tel/Fax: 0375705705
NITTAMBUWA	:	39/1, Kandy Road, Nittambuwa. Tel/Fax: 0335200200

Also available at dealers island-wide

PREFACE

Lanka Aluminium Industries PLC is a BOI approved public quoted company specializing in the manufacture of high quality aluminium extrusions for architectural, hardware, transport & specialist applications. Being a part of Comcraft International, the company is associated with several other extrusion companies worldwide which enable it to keep abreast with the latest trends in the industry.

The Company's products are manufactured to meet British & Other international standards and uses only high quality LME registered primary quality raw material to manufacture extrusions.

The anodizing & electro colouring plant is of German Technology and uses Henkel's proprietary Almecolour system, which ensures consistency in colour in every batch. The all important sealing process is also a Henkel product and every batch is tested for sealing quality, anodic coating & Powder coating thickness as per SLS 1410 : 2011.

Our high capacity & high current anodizing system allows us to produce anodic coating thicknesses up to 25 microns with no loss of coating properties.

Being pioneers in the manufacture of high quality powder coated products; the company uses only the best quality of architectural grade pure polyester powders. The critical pre-treatment process is also from Henkel Germany and every batch is tested for coating thickness, bending, impact, scratch resistance and adhesion prior to delivery.

The Company recently installed a fully automated state of the art powder coating plant that can manufacture and supply any large order within a short period of time. The company also has the flexibility to powder coat 5 different colours simultaneously & thereby reducing the order processing time. Orders can be processed within a week subject to the availability of the colours.

Considerable investments have been made in precision equipment to check vital parameters in the production process, for example, anodize and sealing quality, temperature profile in the powder curing ovens, hardness and temper of mill finished products.

The Company also has the flexibility to manufacture profile designs to customers specifications. The dies are designed and manufactured in the U.K New dies can be produced and delivered within a period of two weeks.

Attention to detail and carefully controlled production procedures enable us to offer a warranty on all our products and ensure customer satisfaction.

SPECIFICATIONS OF ALUMINIUM EXTRUSIONS

We confirm that the Aluminium Extrusions manufactured by us for architectural purposes confirm to the following specifications.

Primary quality billets conforming to American Standard AA6063, Homogenized, and LME registered with Fe content less than 0.2% is used to manufacture all our products. All mill finish materials are hardened to yield a temper of T5. Brinell 65.

Other standard physical and mechanical properties are as follows:-

Density	- 2.7 g /cc
Hardness, Vickers	-76
Tensile Strength, Ultimate	-185 Mpa
Tensile Strength, Yield	-145 Mpa
Elongation at break	- 12%
Modules of Elasticity	- 70 Gpa
Shear Strength	- 115 Mpa
Electrical Receptivity	- 0.0000031 ohm – cm
Melting Point	- 616 °C

Two-step Anodizing / Electro Colour process is used. Anodic average coating thickness to be agreed by customer Maximum coat thickness available is 20 – 25 microns. Coating thickness is measured on significant surfaces as per British Standard BS1615 of 1987, BS6469 of 1984 & SLS / ISO 7599. Coating thickness ranges from (10 – 12), (15 – 20), (21 -25).

Powder coated materials are manufactured using architectural grade pure polyester powder with high quality "Henkel" pre-treatment. Standard average powder coating thickness is 60-80 microns on the significant surfaces as per SLS 1411. Powder used to coat the products meet GSB, Qualicoat, British Standards and Sri Lanka standards for weathering, adhesion, impact, etc.

Every batch is tested prior to dispatch and carries a Company Warranty on all manufacturing defects.

APPLICATIONS

Alloy (6063 / IS) :Al, MgO, 7 Si			
Composition :		Al 0.7 Mg 0.4 Si	
Element (wt. %)		Minimum	Maximum
Silicon	Si	0.35	0.45
Iron	Fe	0.14	0.20
Copper	Cu		0.02
Manganese	Mn		0.02
Magnesium	Mg	0.45	0.55
Chromium	Cr		0.02
Zinc	Zn		0.02
Titanium	Ti	0.003	0.03
Others: Each			0.02
Applications		<p>Architectural sections for windows, doors, curtain walls. Interior fittings, frame systems, lighting, ladders, railings, etc..</p> <p>Heat sink sections, electronic modules, electro motor housing. Flexible assembly systems, special machinery elements. Truck and trailer flooring, pneumatic installation, railway, inside applications. Irrigation pipes, furniture, office equipment. Radiator and other heat exchanger applications.</p>	
		<p>Very good corrosion resistance. Very good weld ability. Medium strength heat treatable alloy slightly lower than 6005A. Medium fatigue strength. Good cold formability especially in temper T4. Suit able for very complex cross sections. Standard decorative anodizing quality.</p>	
Products Forms		Sheet, Bar, Rod, Wire, Tube, Profile section, Shape, Slugs Impacts.	

MECHANICAL PROPERTIES

Alloy 6063													
Temper	Form	RPO2N	RPO2	RMN	RM	RG	A5N	A5	A50N	A50	HBN	HB	HV
O	Unspecif.	-	50	-	100	70	-	27	-	26	-	25	25
T1	Unspecif.	-	90	-	150	95	-	26	-	24	-	45	45
T4	Unspecif.	-	90	-	160	110	-	21	-	21	-	50	50
T5	Unspecif.	110	175	150	215	135	7	14	8	13	-	60	65
T6	Unspecif.	170	210	205	245	150	9	14	10	12	-	75	80
T8	Unspecif.	-	240	-	260	155	-	-	-	9	-	80	85

Key to Properties:

RP02N		Min Proof stress 0.2%Mpa
RP02	Proof Stress 0.2%	Mpa
RMN	Min ultimate tensile strength	Mpa
RM	Ultimate tensile strength	MPa
RG	Shear stress	Mpa
A5N	Min elongation A5	%
A5	Elongation	%
A50N	Min elongation A50	%
A50	Elongation A50	%
HBN	Min Hardness, Brinell	HBN
HB	Hardness, Brinell	HB
HV	Hardness, Vickers	Hv

CORROSION AND ANODIZING PROPERTIES

6063 / ISO Al, MgO, 7Si											
Temper	Corrosion									Anodizing	
	COA	COIA	COMA	CORA	SCOA	EXCA	ICOA	PCA	ANBA	ANCA	ANHA
T5	6	5	5	6	6	6	6	5	5	6	6
T6	6	5	5	6	6	6	6	5	5	6	6
T8	6	5	5	6	6	6	6	5	5	6	6

Key to Parameters:

COA: Corrosion Index, General

COIA: Industrial atm corr Index

COMA: Marine atm corr Index

SCOA: Rural atm corr Index

EXCA: Exfoliation corrosion Index

ICOA: Inter crystalline corrosion Index

PCA: Pitting corrosion Index

ANBA: Bright anodizing Index

ANCA: Colour anodizing Index

ANHA: Hard anodizing Index

ANPA: Protective anodizing Index

Key to Values

Scale 2 – 7

Scale 2 – 7

Scale 2 – 7

Scale 2 – 7

Scale 2 – 7

Scale 2 – 7

Scale 2 – 7

Scale 2 – 7

Scale 2 – 7

Scale 2 – 7

Scale 2 – 7

5 Good

5-6 Good to Very Good

6 Very Good

7 Excellent



Laboratory Report

CLIENT	:	Lanka Aluminium Srilanka
DATE	:	16/10/2018
TEST	:	Acetic Acid Salt Spray
SAMPLE	:	Coated Profile ofcutoffs.
REFERENCE	:	OTL 2018-08-0086

Test method : ISO 9227: 1990(E)
 Test conditions : 5% NaCl in de-ionized water
 Acetic acid concentration = 100%
 pH of acid- salt solution = 3.1- 3.3
 Cabinet temperature: 35°C
 Humidity Temperature: 45°C
 Test period : 1000 hours
 Substrate : Customer supplied profile ofcutoffs.

Results:

TEST	TEST STANDARD	SPECIFICATION	RESULTS	
			Facade1307 RAL 9003 SMOOTH Date:31.07.2018 Profile No: 0156 Profile ofcut no:1	Facade1307 RAL 9003 SMOOTH Date:31.07.2018 Profile No: D302R Profile ofcut no:2
Dry Film Thickness	Actual measurements	60 - 120 μ	65-70 μ	100-100 μ
Gloss@60° (Initial)	ISO 2813 (60°)	77 ± 7	72	68
Gloss@60° (After test completion)	ISO 2813 (60°)	77 ± 7	72	68
Blistering (After test completion)	Visual observation	No Blisters	No Blisters	No Blisters
Surface rust (After test completion)	Visual observation	NA	No Rusting	No Rusting
Corrosion creepage from the scribe (After test completion)	ISO 9227: 1990(E)	Maximum 2 mm	No Corrosion	No Corrosion
Adhesion at unscribed area (Crosshatch + tape pull off)	EN ISO2409 (2mm)	Gt 0 (No loss of adhesion)	Gt 0	Gt 0

Remarks:

Supplied profile ofcutoffs pass 1000 hrs salt spray test.


 Vidhesh Naik
 Junior Technical Support Chemist
 Jotun Powder Coatings UAE LLC.


 Nelwin Fernandes
 Asst. Lab Manager
 Jotun Powder Coatings UAE LLC.

This report is valid for the performance of the coating on the samples tested as above

Jotun Powder Coatings U.A.E. (LLC)
 P.O. Box 51033, Dubai, United Arab Emirates
 Tel +(971-4) 347-2515 | Fax +(971-4) 347-2815 | www.jotun.com

Bankers
 The Main office
 Emirates NBD

IBAN AE770260001012008471404
 R.C. No: 40090
 Paid up capital AED. 3,000,000



SRI LANKA STANDARDS INSTITUTION

Permit for the Use of SLS Certification Mark

1. By virtue of the powers derived under the provisions of section 19 of the Sri Lanka Standards Institution Act, No.6 of 1984, the Institution hereby grants to LANKA ALUMINIUM INDUSTRIES PLC

(Name of the Permit Holder)

of 1ST FLOOR, LAKSHMANS BUILDING, NO. 321, GALLE ROAD, COLOMBO 03

(hereinafter

(Address)

called "the permit holder" this permit to use the Certification Mark set out in the first column of the Schedule hereto upon or in respect of the article(s)/Process set out in the second column of the said Schedule and manufactured/processed/operated at the premises located at NO. 20, TEMPLE ROAD, EKALA, JA-ELA

(Address)

and which are in conformity with the relevant Sri Lanka Standard(s) referred to in the third column of the said schedule as amended or revised from time to time.


- This permit carries the rights and obligations stipulated in the rules and regulations made under the above mentioned Act.
- This permit is subject to the General Conditions and Specific Conditions Issued as annexes to this permit.
- The Institution reserves the right to change or add to any of the said conditions as and when required, with prior notice.
- This permit is valid for the period upto the stipulated date of expiry, subject to the validity of the relevant Standards including the amendments and revisions if any, or until it is cancelled by the Director General or the Officer authorized on that behalf by the Director General or surrendered by the permit holder.

Permit No: 1318

Date of Issue: 2018-10-16

Date of Expiry: 2019-10-15

THE SCHEDULE

(1) Certification Mark	(2) Article (s)/Process	(3) Sri Lanka Standard(s)
 1410	"LANKA ALUMINIUM" BRAND EXTRUDED ALUMINIUM ALLOY PROFILES (PLEASE SEE SPECIFIC PERMIT CONDITIONS FOR THE SCOPE)	SLS 1410 : 2011 SPECIFICATION FOR EXTRUDED ALUMINIUM ALLOY PROFILES FOR ARCHITECTURAL APPLICATIONS


Director General/Authorized Officer
SRI LANKA STANDARDS INSTITUTION



Certificate of Conformity



ISO/IEC: 17021
QMS-001-01

The Sri Lanka Standards Institution
Certifies that the Quality Management System of

LANKA ALUMINIUM INDUSTRIES PLC
1ST FLOOR, LAKSHMANS BUILDING, 321, GALLE ROAD, COLOMBO 10
SRI LANKA

has been assessed and approved in accordance with
the requirements of ISO 9001: 2015/ SLS ISO 9001: 2015

Certificate No: QSC 06144

This certificate issued on **2017-07-06** is valid up to **2020-07-05**

Date of first certification **2011-07-06**

SCOPE OF CERTIFICATION

**MANUFACTURING OF ANODIZED, POWDER COATED AND MILL FINISHED ALUMINIUM
EXTRUSIONS AS PER PRE-DETERMINED SPECIFICATIONS**

This approval is subject to the continued satisfactory operation of the organization's
Quality Management System. This certificate is also applicable to the sites and premises
described in the authorized schedule bearing the same number and date as in this certificate.



.....
DIRECTOR GENERAL

SRI LANKA STANDARDS INSTITUTION

No. 17, Victoria Place, Elvitigala Mawatha, Colombo 08, Sri Lanka

www.slsi.lk

ISO 9001



Ceylon Institute of Builders
CIOB
Institute for Building Professionals
Established 1961



Build Green Sri Lanka
CIOB GREEN MARK CERTIFICATE



SILVER

Awarded to
LANKA ALUMINIUM INDUSTRIES PLC

For the product of
Aluminium Extrusions and Surface Coatings

Under the Product Category of
Aluminium (GM-005-001)

Certification No. CIOB 01032

Signed for and on behalf of
CEYLON INSTITUTE OF BUILDERS

Dr. Rohan Karunaratne
Dr. Rohan Karunaratne
President | CIOB

Dr. S.R. Chandrathilake
Dr. S.R. Chandrathilake
Chairman | Technical Panel
CIOB Green Mark Scheme



Original Certification - 1st July 2017



Expiry - 30th June 2020

CONTENTS

DESCRIPTION	PROFILE CODE	TYPE	PAGE
SLIDING			
NASD Sliding	NASD01, NASD02, NASD03 NASD04, NASD05, NASD06 NASD07, NASD09, NASD10 NASD11, NASD12, NASD14 NASD15, NASD16,	LUX	01 - 06
COM Door	2020, 2021, 2022, 2023, 2024 2025, 2026, 2027, 2028, 2029 2030, 2031, 2032, 2033, 2034 2042, 2043, 2044, 2516, 3023 3024	LA	07 - 14
80mm Sliding	8020, 8021, 8022, 8023, 8024 8025, 8026, 8027, 8028, 8029 8030, 8031, 8032, 8033, 8034 8035, 8036, 8037, 8038, 8516	LA	15 - 23
76mm Sliding	0019, 0020, 0021, 0022, 0023 0024, 0025, 0026, 0027, 0028	LA	24 - 25
70mm Sliding	0117R, 0118R, 0119R, 0120R 0121R, 0122R, 0123R, 0126 3026, 1122, 3027, 1022, 1020 8151, 8123, 8121, 0125, 8126 3153, 3152	LA	26 - 32
	1121T, 0217T, 1118T, 1020T 1022T, 0123T, 0122T, 1123T 1126T, 0048, 2123, 2121	LA	33 - 35
	9121S, 9122S, 9123S, 9117S 9118S, 9119S, 9120S, 91020S 91022S, 98121S, 98123S, 91121S 91122S	STD	36 - 38
27mm Sliding	SWF27AR, SWF27AR, SWH27 SWC27, SWS27, SWF27C SWF27T,	LUX	39 - 41
22mm Sliding	SWF22, SWS22, SWH22, SWC22	LUX	42 - 43
DOOR			
Sliding Folding Door	SF01, SF02, SF03, SF04, SF05 SF06, GECW04	LUX	44 - 46
	MF01, MF02, MF03, MF04, MF05	LUX	47 - 47

CONTENTS

DESCRIPTION	PROFILE CODE	TYPE	PAGE
SLIDING			
Swing Door	0045, 0046, 1047, 2047, 6047 1045, 4045, 0048, 3047, 95047, 90045, 91045, 91047 96047, 90046, 90048, 97047 92047, 93047,	LA STD	48 - 52 53 - 55
Door Jamer	DJ01R, DJ02R, DJ03R, 0205 0515, 9DJ01S, 9DJ02S, 9DJ03S	LA/STD	56 - 57
SHCD Door	SHCD01, SHCD02, SHCD03 SHCD04, DJ03R	LUX	58 - 59
50mm Door	CD01, CD02, 0084,	LA	60 - 60
Door Handle	1502, 1501, 0144, 0146, 0148	LA	61 - 61
CASEMENT WINDOW			
100mm GECW Window	GECW01, GECW02, GECW03 GECW04, GECW05, GECW06 GECW09, GECW10, GECW11 0927, 1147	LUX	62 - 68
76mm HCA Window	HCA01, HCA02, HCA03, GECW03	LUX	69 - 69
76mm Casement Window	7151A, 7152A, 7153A, 7154A 8153AT, 7151AT, 7152AT, 7153AT 7154AT, 4154AT, 9151AT, 9153AT 1147, TC02R	LA	70 - 76
70mm Casement Window	8151, 1154A, 8126, 3152, 1147	LA	77 - 78
60mm Casement Window	1151, 6151A, 7153A, 7154A	LA	79 - 79
41mm Casement Window	3151, 3152, 3153, 1154A, 3154 4151A, 3151T, 3152T, 3153T 1154T, 1151T 93151S, 93153S, 93152S, 91154AS 96153S	LA STD	80 - 83 84 - 84
35mm Casement Window	CI01, CI02, CI03, CI04, CI05 CI05RW	LA	85 - 85
SHOP FRONT			
100mm Shop Front	96053, 96054, 96055, 96056, 96057 96058, 96059, 96114, 96062, 96063 6061	STD	86 - 91

CONTENTS

DESCRIPTION	PROFILE CODE	TYPE	PAGE
76mm Shop Front	0053, 0054, 0055, 0056, 0057 0058, 0114, 0012,	LA	92 - 93
Round Shop Front	0521, 0522, 0523, 0524	LA	94 - 94
76mm Shop Front 1.5mm	0054T, 0055T, 0056T, 0057T 0058T	LA	95 - 95
	9054S, 9055S, 9056S, 9057S 9058S, 0114, 94054S, 1054 7053, 2053	STD	96 - 98
PARTITION			
87mm Partition	0060, 0061, 0062, 0063, 0064 6060	LA	99 - 101
76mm Partition	0155, 0156, 0157, 0158, 0063 0159, 0064, 0164	LA	102 - 103
	90156, 90157, 90158, 1064, 0156T	STD	104 - 105
50mm Partition	HP01, HP02, HP03, HP04	LUX	106 - 107
LOUVER			
Louwer	5001, 5002, 5003, 0516, 0516R 1052, 1052R, 5516, 5052, 5517 5518, 1516, 0052, 3052, KA01 4052, 92052, 6052, 5521, KA02 5519, 5520	LA	108 - 113
CLADDING			
Cladding	0604, 0605, 0606, 0607, 1607 1604	LA	114 - 115
CURTAIN WALL			
Curtain wall - A	0133, 0134, 0135, 0136, 0137 0138, 0139, 1136	LA	116 - 118
Curtain wall - B	0900, 0901R, 0902, 0903, 0904 0905, 0906, 0907, 0906R, 0919 0920R, 0927, 0928	LA	119 - 123

CONTENTS

DESCRIPTION	PROFILE CODE	TYPE	PAGE
Curtain wall - C	0910, 0911, 0912, 0913	LA	124 - 125
Curtain wall - D	0914, 0915, 0916, 0917, 0918 0922, 0923, 0924, 2914, 2915 2916, 1914, 1907, 3914, 2907	LA	126 - 130
HAND RAIL			
Hand Rail	HR05, HR06, HR07, HR08, HR09 HR10	LUX	131 - 132
ALUMINIUM GRILL			
Aluminium Grill	AG01, AG02, AG03, AG04, AG05 AG06, AG07	LUX	133 - 134
SOLAR PANEL			
Solar Panel	SP01, SP07, SP21	LA	135 - 135
SHOWCASE			
Showcase	0109, 0110, 0111, 1202, SC01 SC02, SC03, SC04, SC05, SC06 SC07, SC08, PC02, PC03	LA	136 - 137
GLAZING BEAD			
Glazing Bead	0614, 0048, 0083, 0084	LA	138 - 138
MISCELLANEOUS			
Miscellaneous	BO-OP, 0104, 0519, 0520 0100, 0517, 0324, 0325, TRI100 BCB01	LA	139 - 140
CURTAIN RAIL			
Curtain Rail	1000, 0115, 0080, 1001, 0504 1080	LA	141 - 141
SPANDRAEL			
Spandrel	0116, 0503	LA	142 - 142

CONTENTS

DESCRIPTION	PROFILE CODE	TYPE	PAGE
ROLLER SHUTTER			
Roller Shutter	1241, 1242, 1508, 0518, 0507 3508, 1507	LA	143 - 144
LADDER			
Ladder	0068, 0068L, 0069, 0072, 0073 0085, 0086, 1087, LA01, LA02 0113, LA30, LA31, LA32, LA33 LA34	LA	145 - 148
TRANSPORT			
Transport	0049, 0050, 0065, 0067, 0070 0071, 0089, 0097, 1097	LA	149 - 150
HARDWARE PROFILES			
Equal Angles	0006, 0006 (1.5), 0007, 0007 (1.5) 0008, 0008 (1.5), 1007, 1008 1008H, 0009, 0010, 0050, 0071 0106, 0112, 0147, 0311, 0312 0313, 1071, 0314 (1.6), 0313, 0315	HW	151 - 151
Unequal Angles	0069, 0096, 0113, 1069, 2069 3069	HW	151 - 151
Square Tubes	0004, 0004 (1.2), 0004 (1.5) 0004 (2.0), 0005, 0005 (2.0) 0088, 0088 (1.0), 0088 (1.5) 0200, 0200 (1.2), 0200 (1.5) 0200 (1.7), 0201A, 0203, 0102H 6060, 6061	HW	151 - 151
Rectangular Tubes	0003, 0003 (1.2), 0079, 0079 0079 (1.0), 0079 (1.2), 0079 (1.5) 0079 (3.0), 0081, 0081, 0081 (1.0), 0081(1.2), 0081(1.5) 0082, 0082 (1.2), 0082 (1.5) 0082 (2.0), 0082 (2.5), 0205, 0206, 0207	HW	152 - 152

CONTENTS

DESCRIPTION	PROFILE CODE	TYPE	PAGE
Single Channel	0012, 0013, 0065, 1065, 2065 3065, 4065, 0070, 0091, 0092 1092, 0301, 0302, 0303, 2092	HW	153 - 153
Double Channel	0093, 1093, 0094, 0095, 1095	HW	153 - 153
Flat Bars	0001, 0002, 0051, 0051, 0051 0066, 0150, 0321, 1321, 0322 LAL - 07, LAL - 09, LAL - 10 LA - 68, LA - 85, LA - 30, LA - 24 LA - 100, LA - 22	HW	154 - 154
Round Tubes	0014, 0015, 0016, 0016H, 0017 0017H, 0018, 1018, 0098, 0099 0105, 0108, 0108H, 0204, 1204 MK-01, DM-05	HW	155 - 155
Round Bars	LAL 05, LAL 06, LAL 08	HW	155 - 155

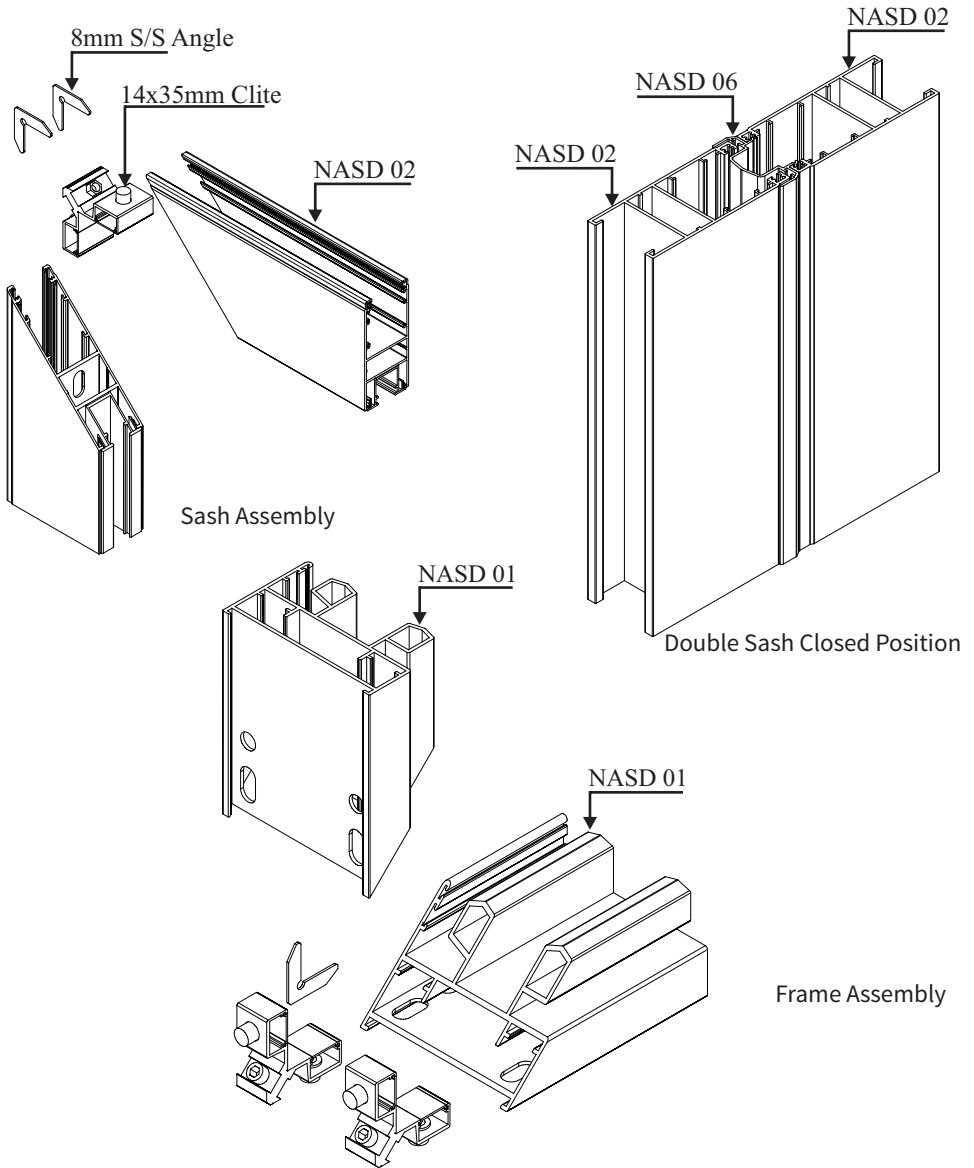
PLEASE NOTE THAT
ALL DIMENSIONS ARE IN "**Millimeters**" AND ARE SUBJECT TO ALLOWABLE
MANUFACTURING TOLERANCES & MAY BE CHANGED
WITHOUT PRIOR NOTICE.

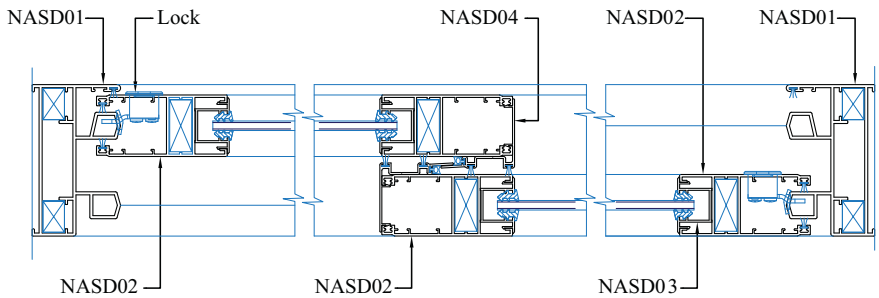
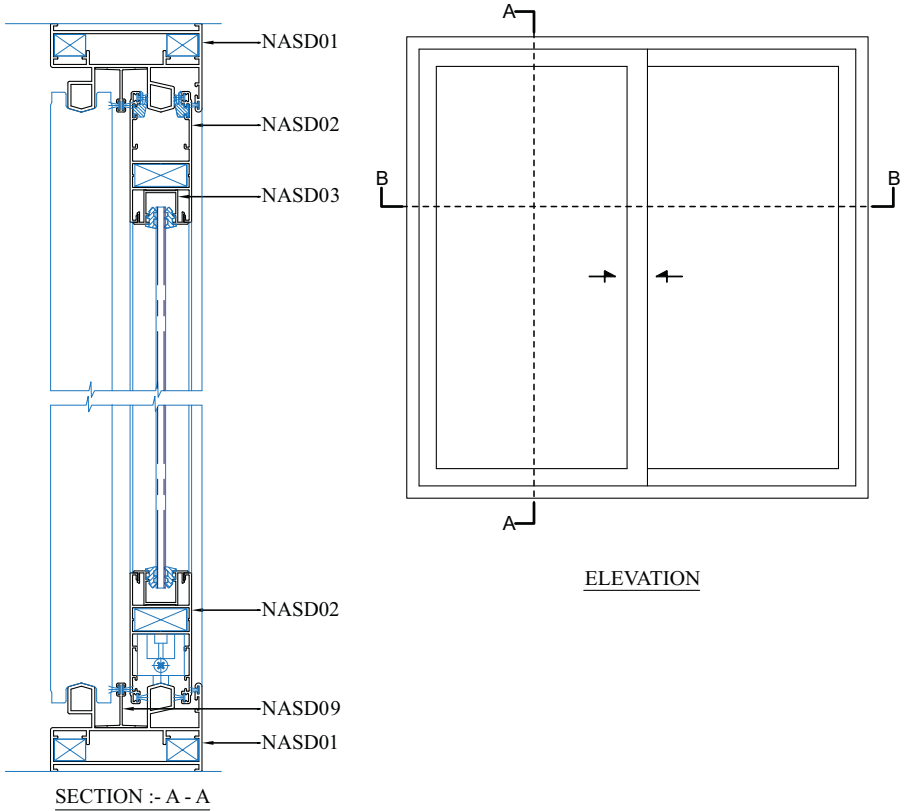
LANKA ALUMINIUM PROFILES & SYSTEMS
ARE AVAILABLE IN VARIOUS THICKNESSES & SIZES.

PLEASE CONTACT FOR FURTHER CLARIFICATION.

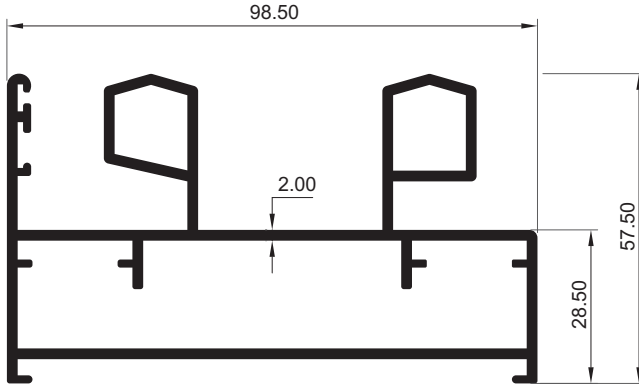
Head Office : Tel : 011-5503300 Fax : 5503381
Factory : Tel : 011 - 2236941, 011 - 5354709 Fax : 011 - 2236942

ASSEMBLY DETAILS - NASD

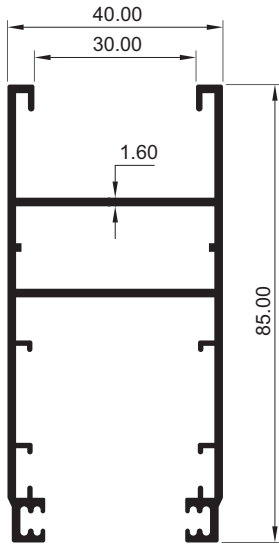




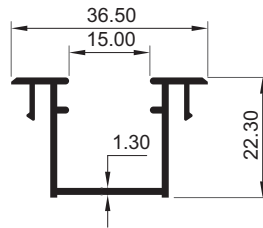
NASD SLIDING DOOR - 'LUX RANGE'



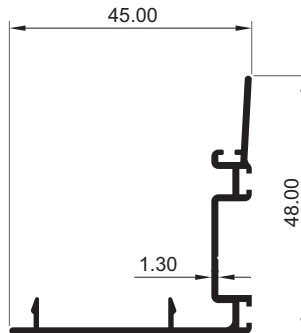
NASD01
Kg/m 2.210



NASD02
Kg/m 1.375

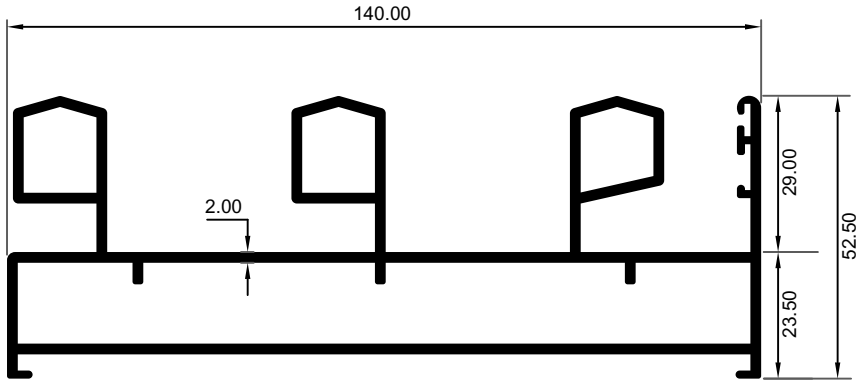


NASD03
Kg/m 0.380

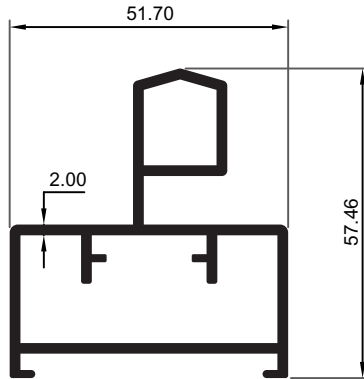


NASD04R
Kg/m 0.484

NASD SLIDING DOOR - 'LUX RANGE'

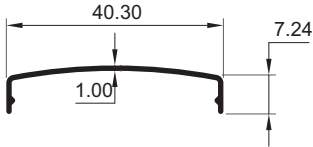


NASD11
Kg/m 2.715

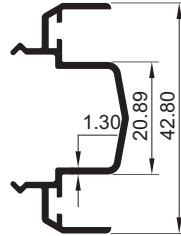


NASD12
Kg/m 1.185

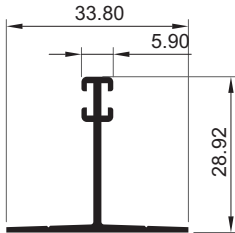
NASD SLIDING DOOR - 'LUX RANGE'



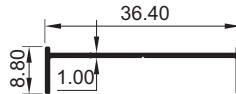
NASD05
Kg/m 0.160



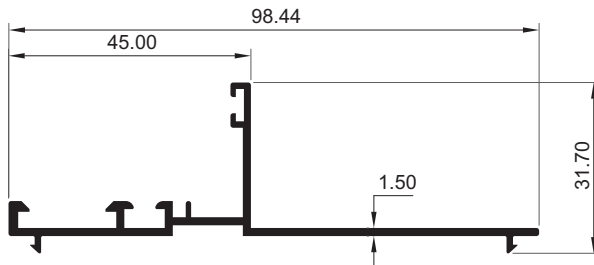
NASD06
Kg/m 0.380



NASD09
Kg/m 0.265

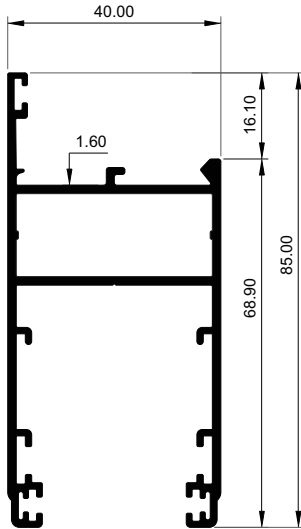


NASD10
Kg/m 0.160

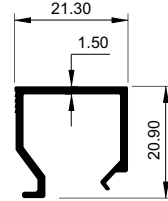


NASD07
Kg/m 0.650

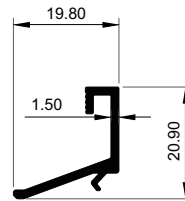
'LUX' NASD SLIDING WINDOW(1.5mmThk.)



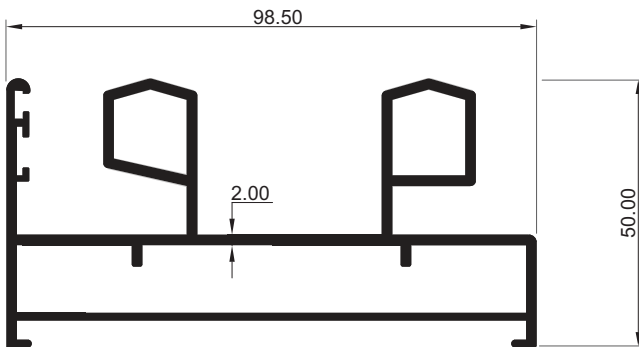
NASD15
Kg/m 1.228



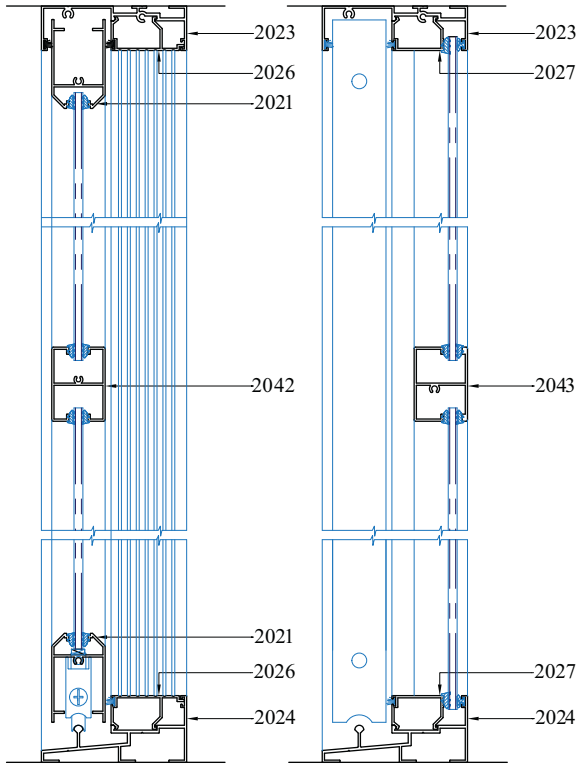
NASD16
Kg/m 0.275



NASD17
Kg/m 0.207

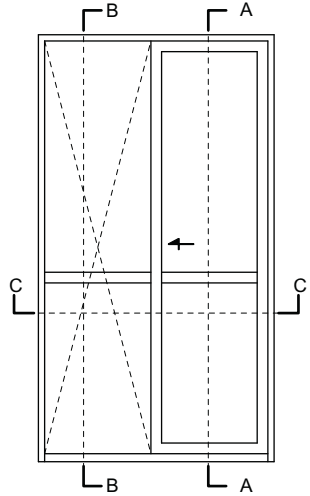


NASD14
Kg/m 2.142

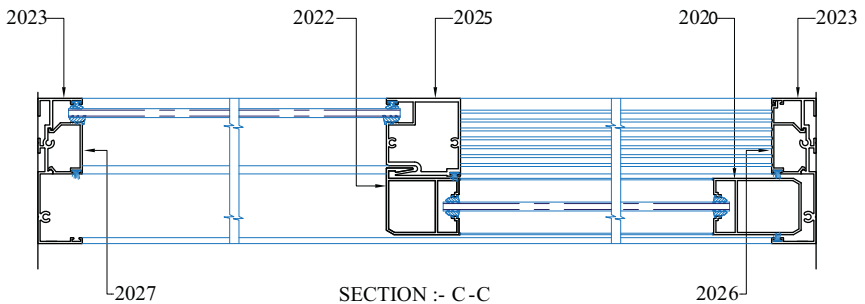


SECTION :- A-A

SECTION :- A-A

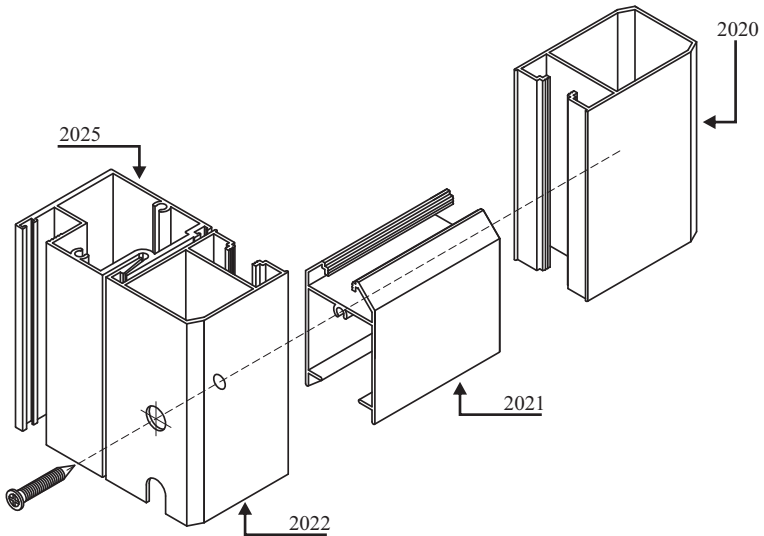
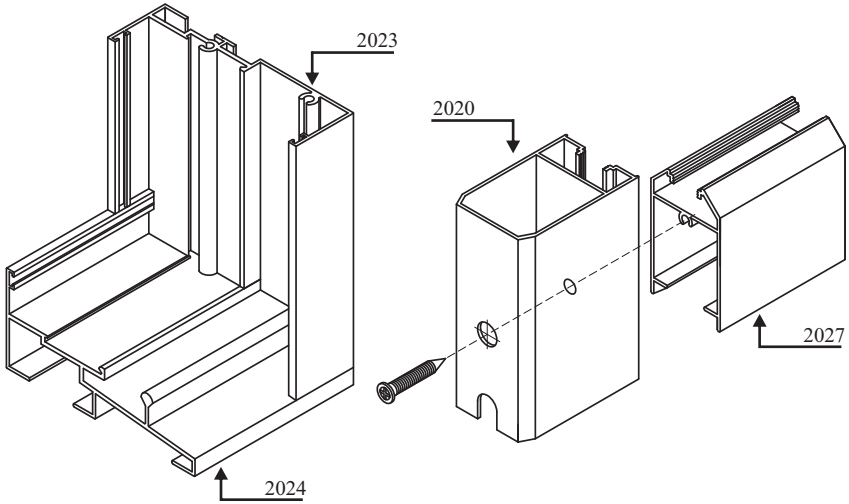


ELEVATION

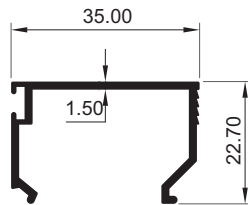
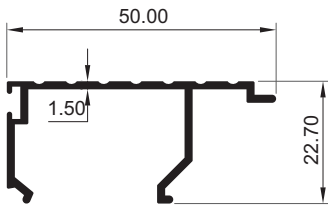
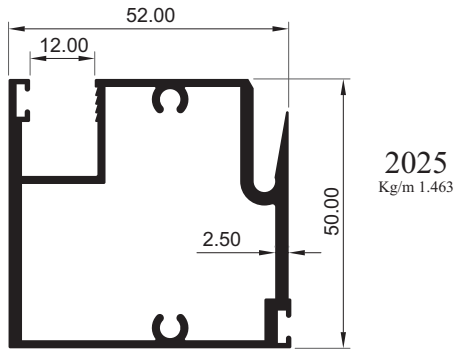
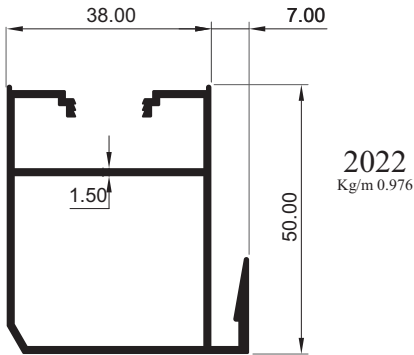
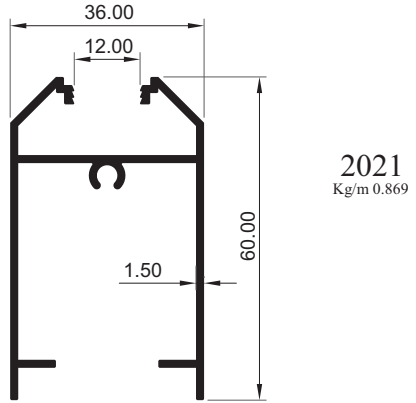
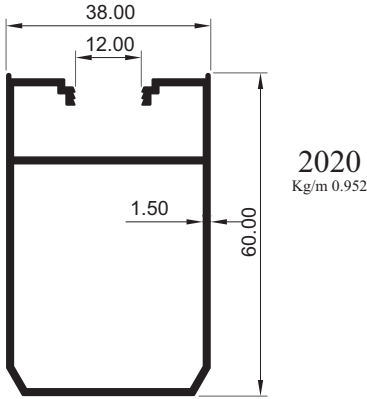


SECTION :- C-C

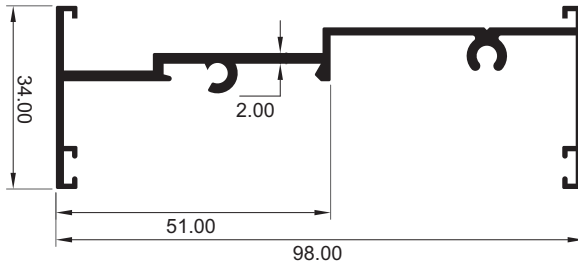
ASSEMBLY DETAILS - COM DOOR



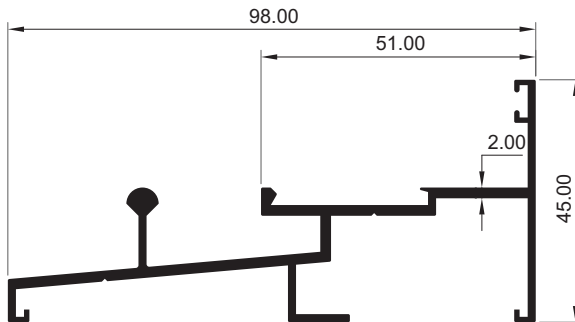
100mm SLIDING DOOR - COM DOOR



100mm SLIDING DOOR - COM DOOR

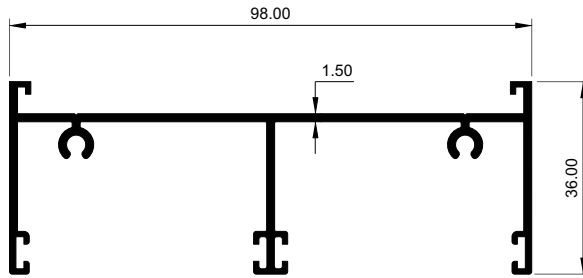


2023R
Kg/m 0.990

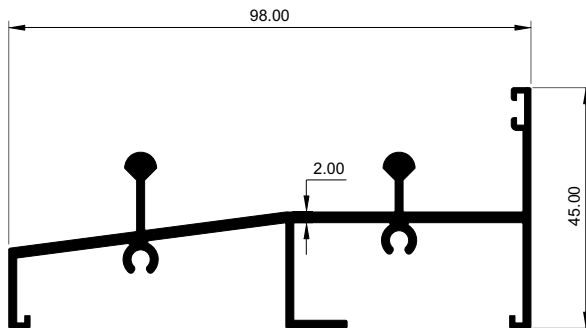


2024R
Kg/m 1.135

100mm SLIDING DOOR - COM DOOR

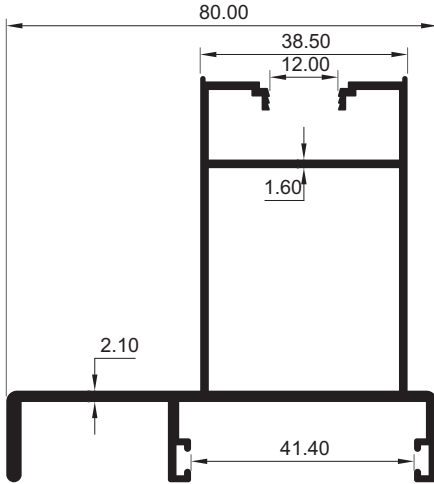


3023
Kg/m 1.032



3024
Kg/m 1.241

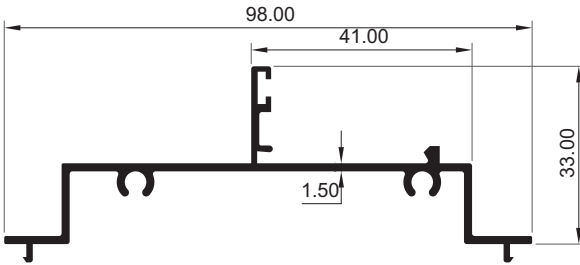
100mm SLIDING DOOR - COM DOOR



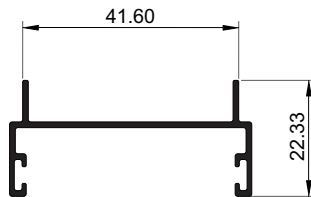
2030
Kg/m 1.700



NR04
Kg/m 0.528

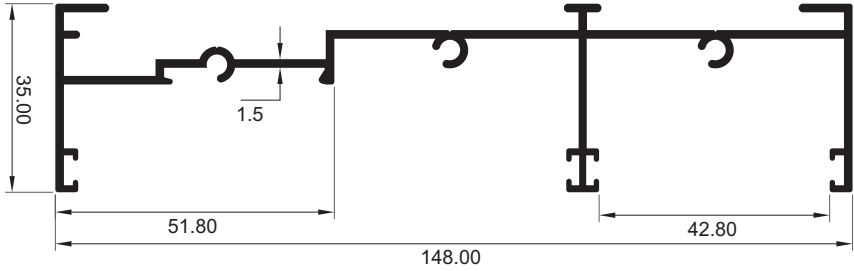


2044
Kg/m 0.770

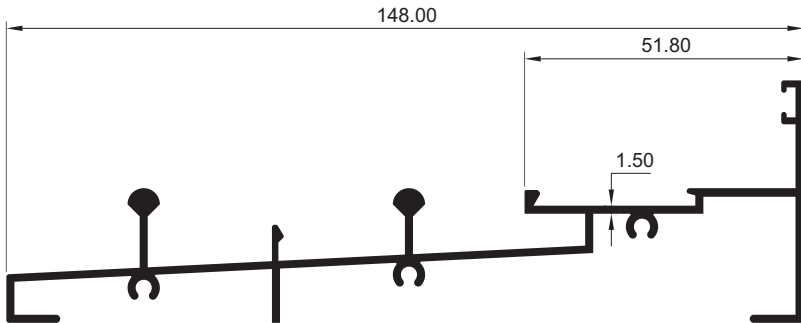


2516
Kg/m 0.315

150mm SLIDING DOOR - COM DOOR

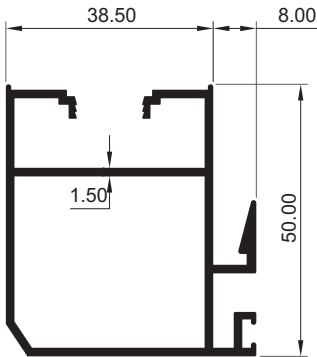


2028
Kg/m 1.535

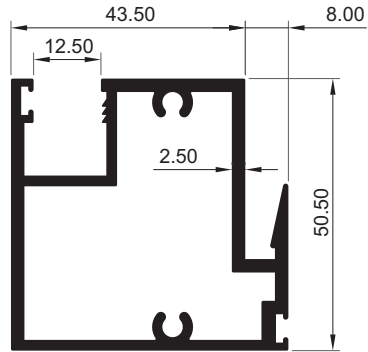


2029
Kg/m 1.562

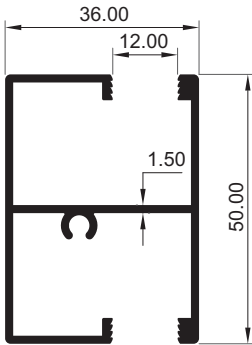
150mm SLIDING DOOR - COM DOOR



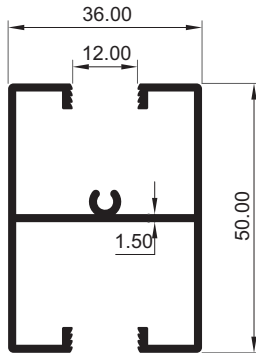
2033
Kg/m 1.084



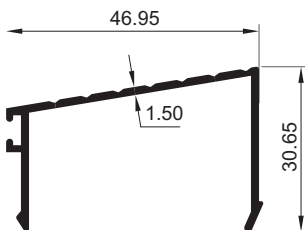
2034
Kg/m 1.661



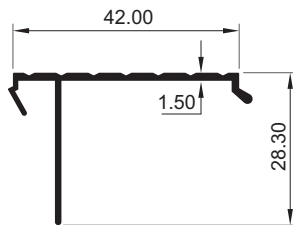
2043
Kg/m 0.880



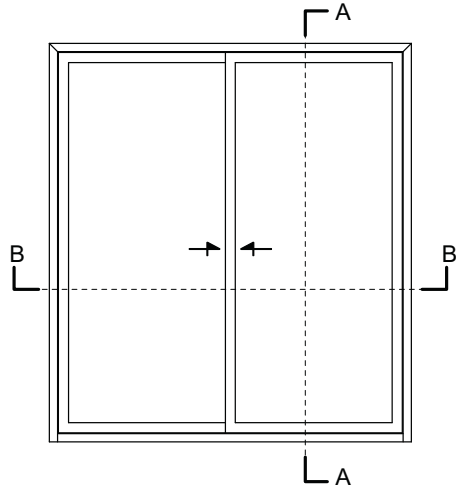
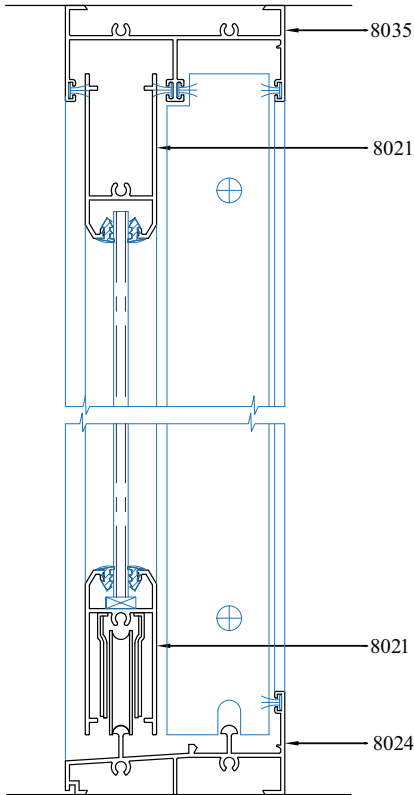
2042
Kg/m 0.880



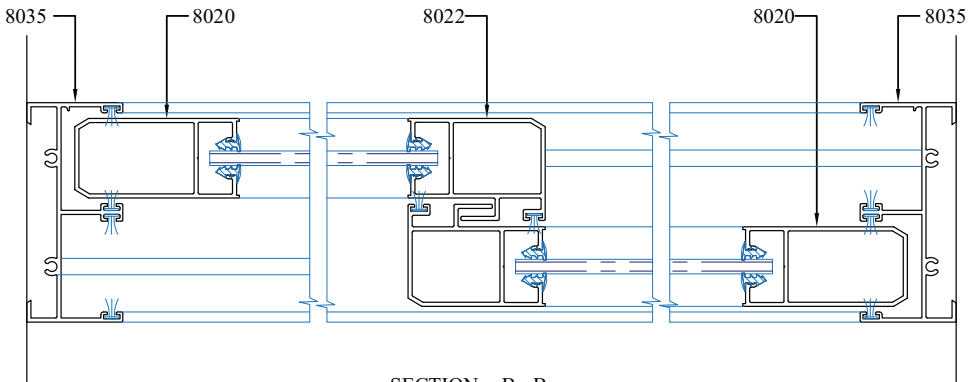
2031
Kg/m 0.440



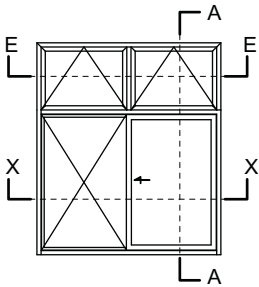
2032
Kg/m 0.303



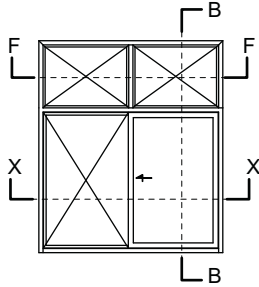
ELEVATION



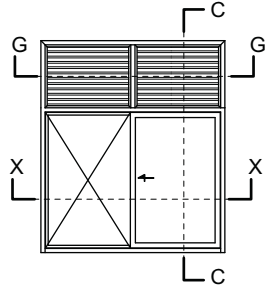
SECTION :- B - B



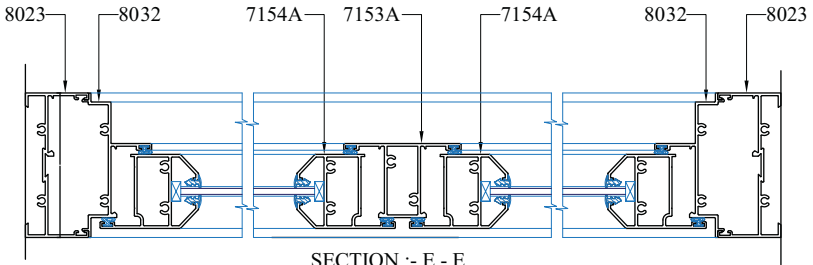
SLIDING FIX WITH
TOP HUNG



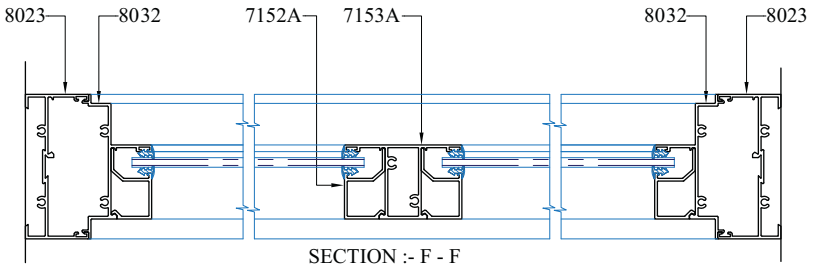
SLIDING FIX WITH
TOP FIXED



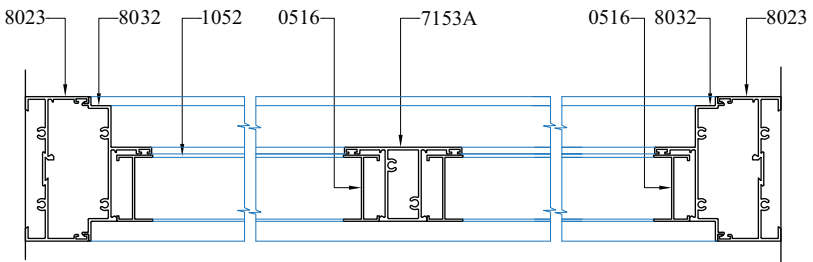
SLIDING FIX WITH
TOP LOUVER



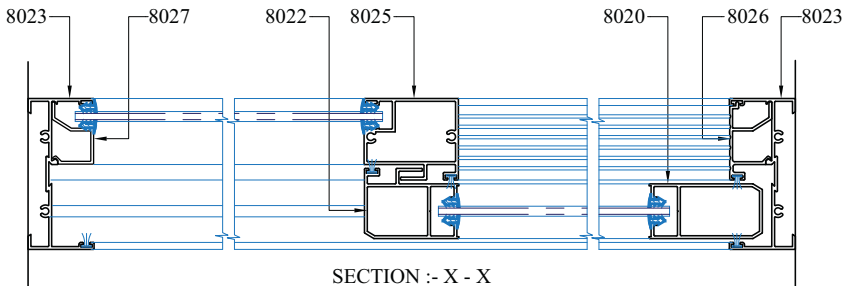
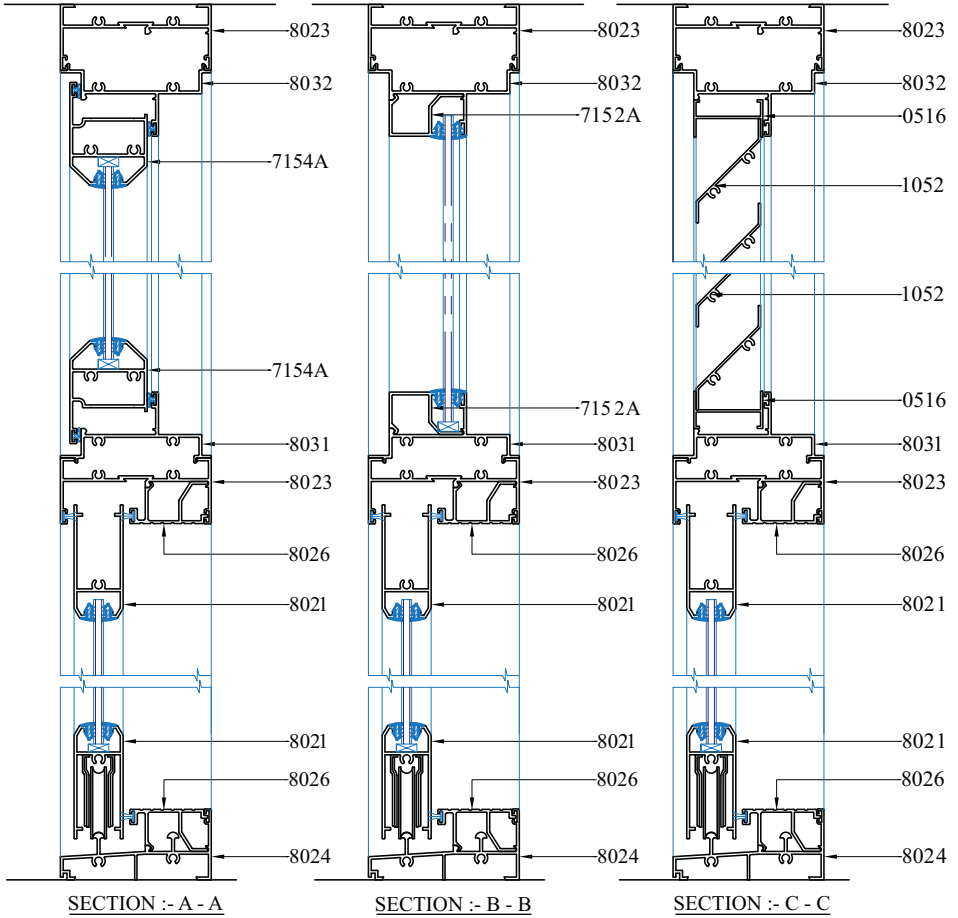
SECTION :- E - E

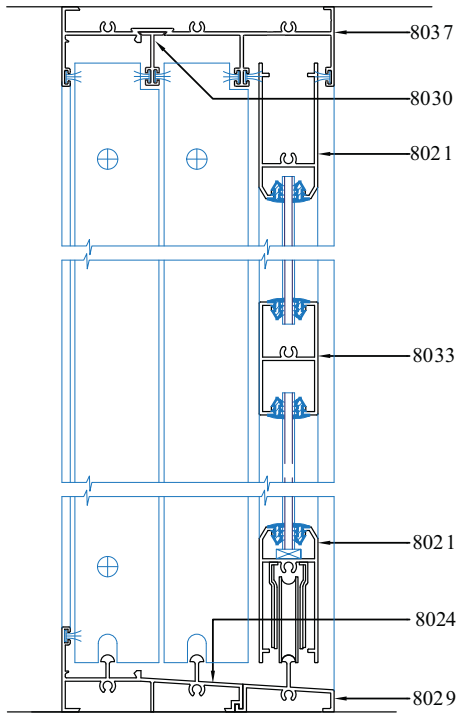


SECTION :- F - F

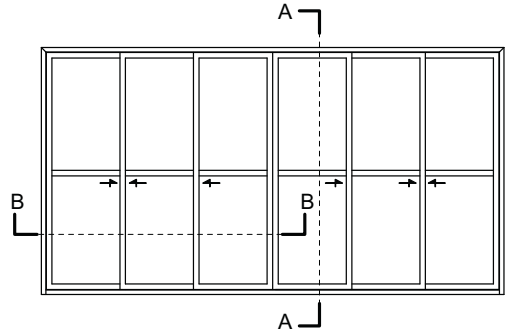


SECTION :- G - G

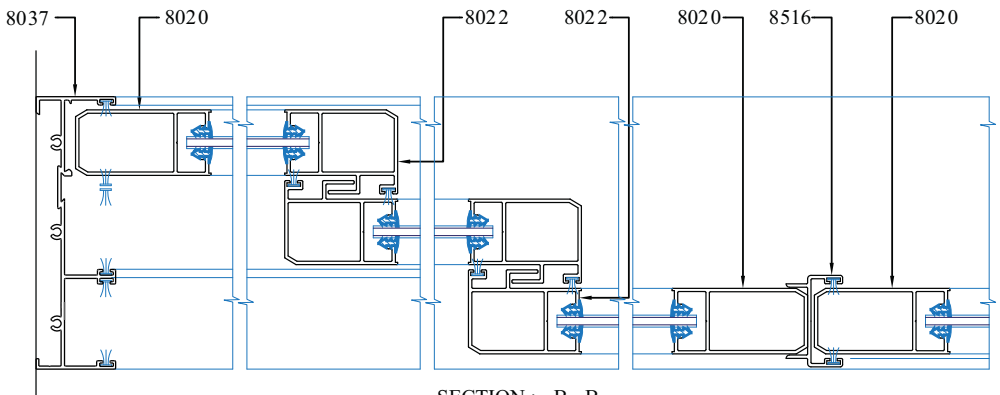




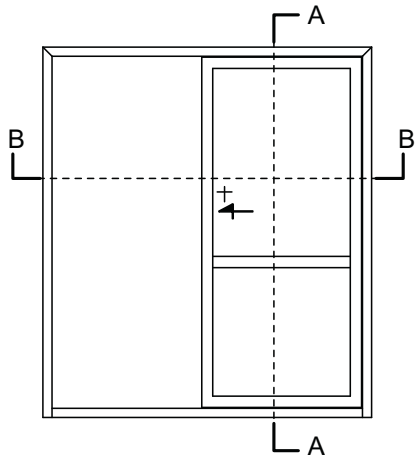
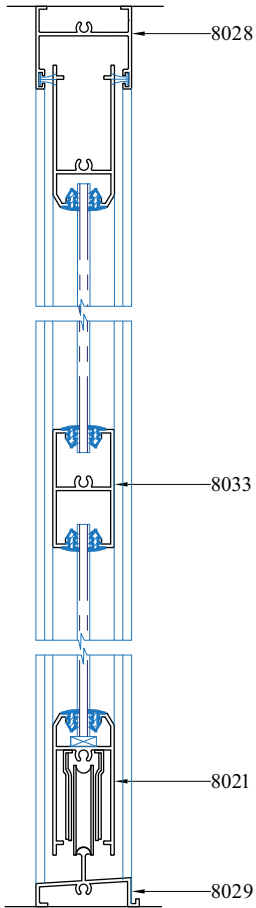
SECTION :- A - A



ELEVATION

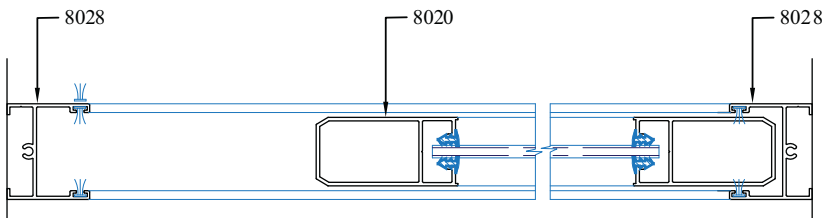


SECTION :- B - B



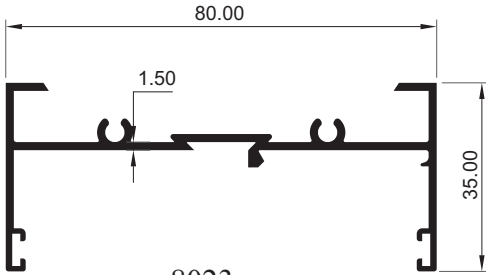
ELEVATION

SECTION :- A - A

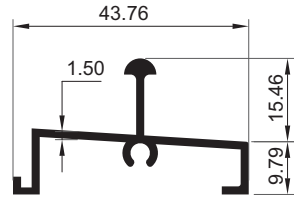


SECTION :- B - B

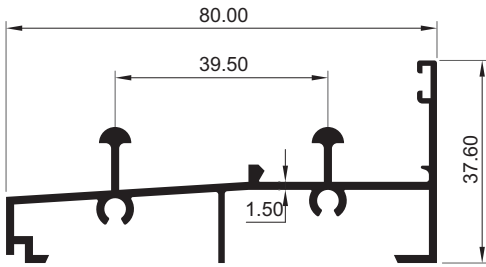
80mm SLIDING DOOR



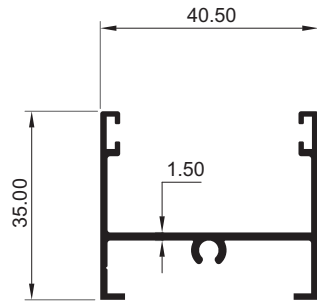
8023
Kg/m 0.840



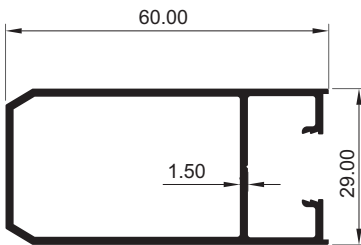
8029
Kg/m 0.425



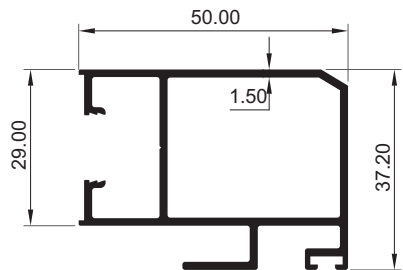
8024
Kg/m 0.915



8028
Kg/m 0.550

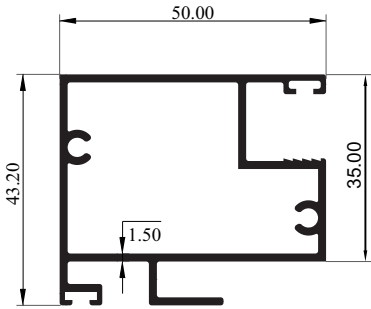


8020
Kg/m 0.787

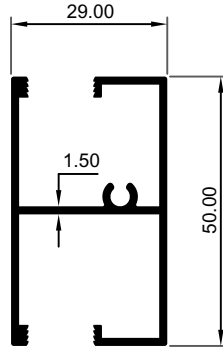


8022
Kg/m 0.879

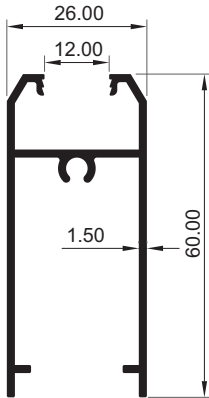
80mm SLIDING DOOR



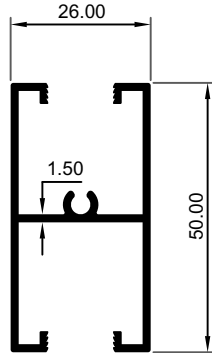
8025
Kg/m 1.015



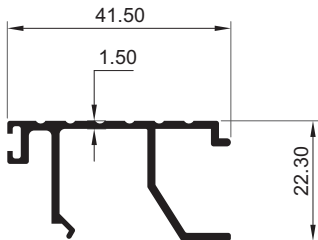
8034
Kg/m 0.750



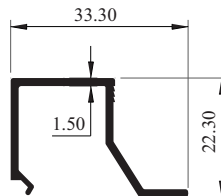
8021
Kg/m 0.712



8033
Kg/m 0.745

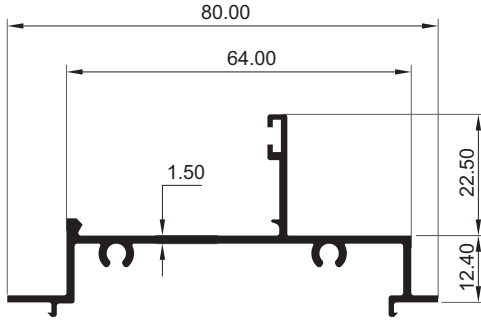


8026
Kg/m 0.450

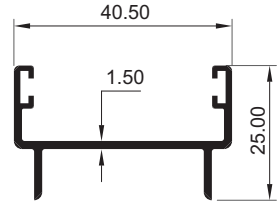


8027
Kg/m 0.375

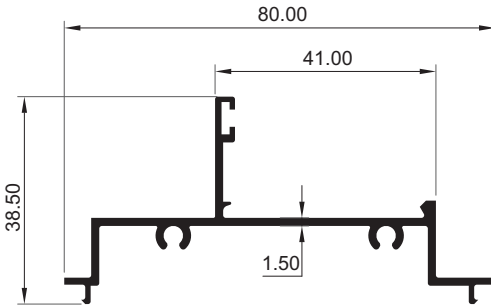
80mm SLIDING DOOR



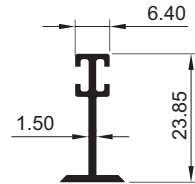
8031
Kg/m 0.670



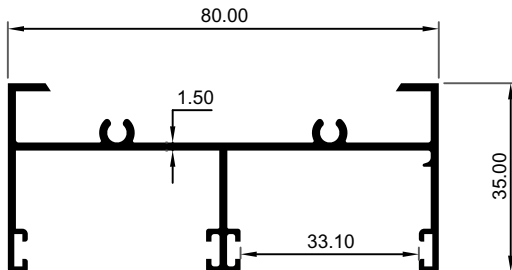
8516
Kg/m 0.401



8032
Kg/m 0.672

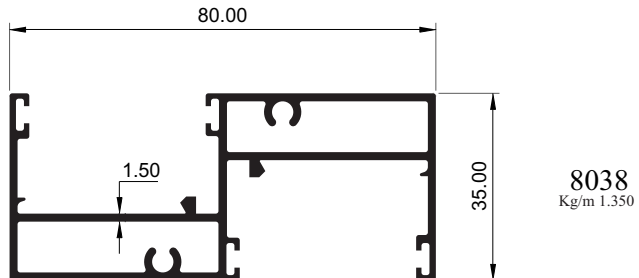
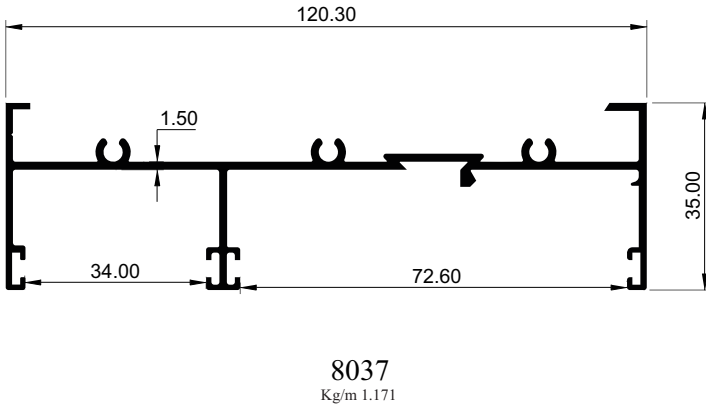
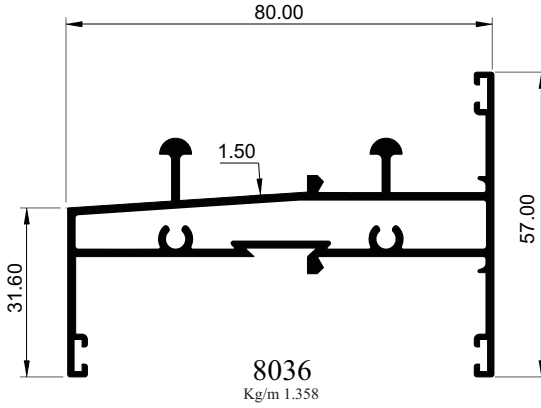


8030
Kg/m 0.182

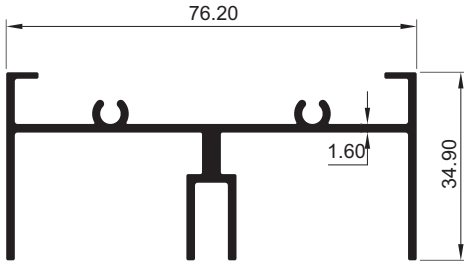


8035
Kg/m 0.925

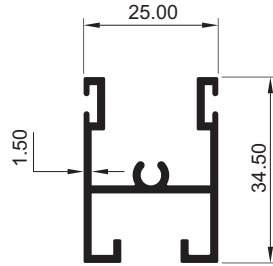
80mm SLIDING DOOR



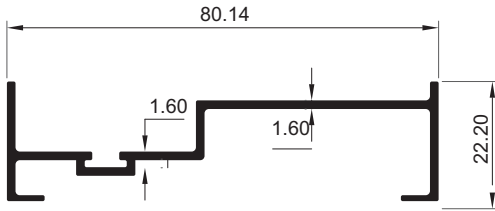
76mm SLIDING DOOR(1.50mm Thk.)



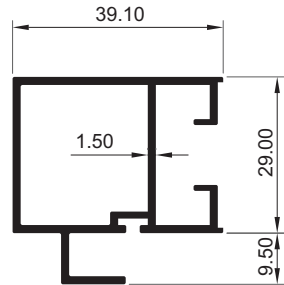
0023
Kg/m 1.062



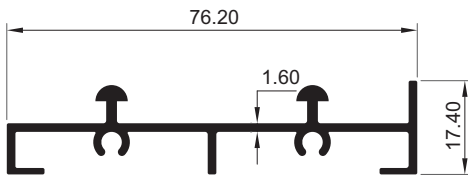
0019
Kg/m 0.583



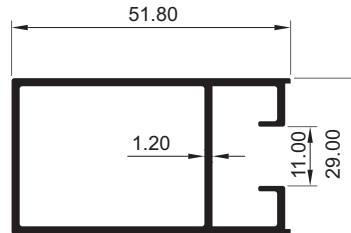
0025
Kg/m 0.666



0022
Kg/m 0.672

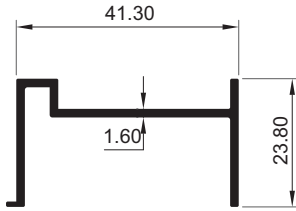


0024
Kg/m 0.781

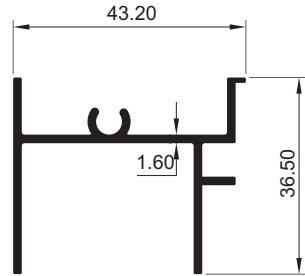


0020
Kg/m 0.590

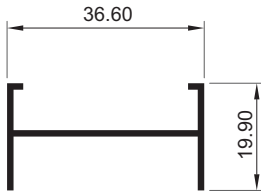
76mm SLIDING DOOR(1.50mm Thk.)



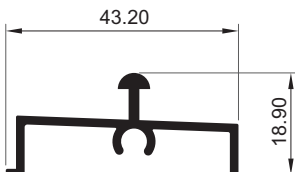
0026
Kg/m 0.385



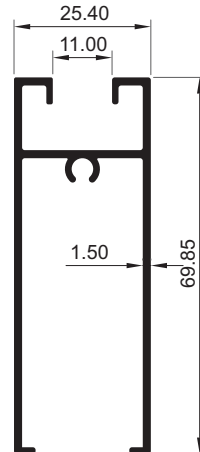
0027
Kg/m 0.585



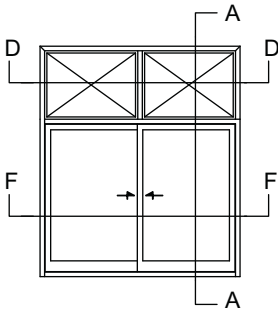
0516
Kg/m 0.280



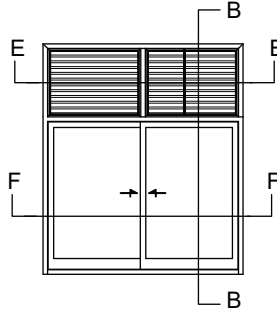
0028
Kg/m 0.402



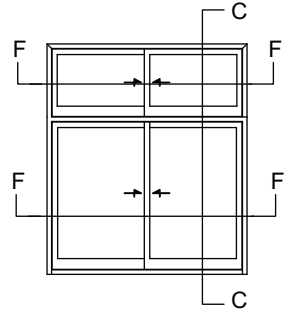
0021
Kg/m 0.836



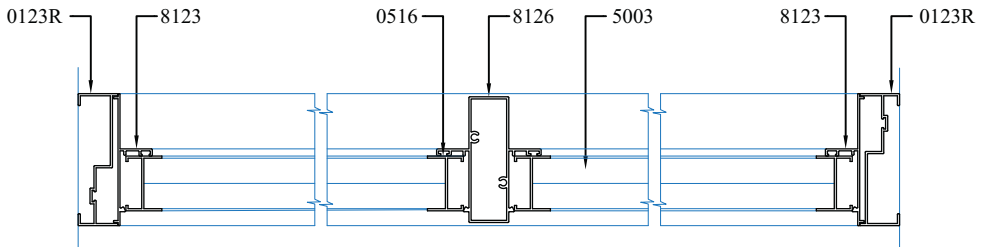
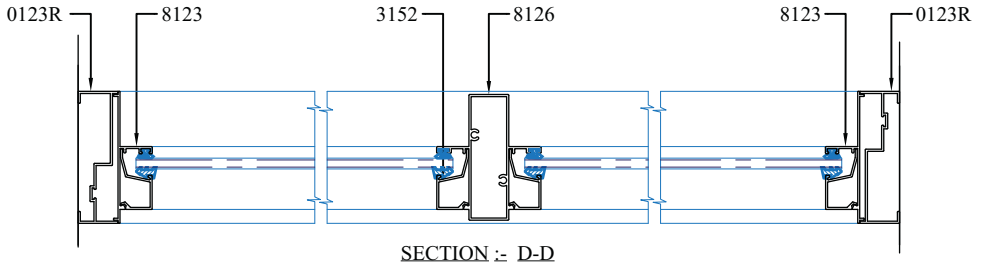
SLIDING FIX WITH
TOP FIX

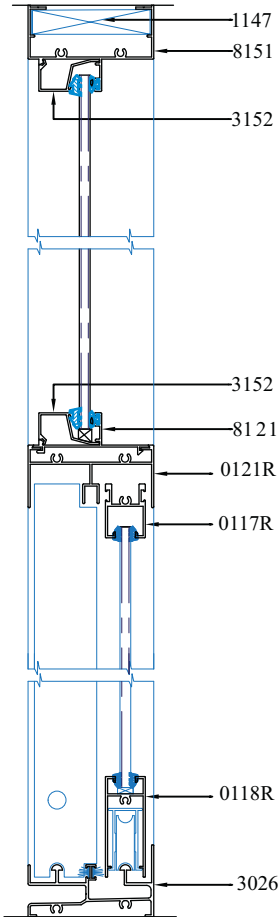


SLIDING FIX WITH
TOP LOUVER

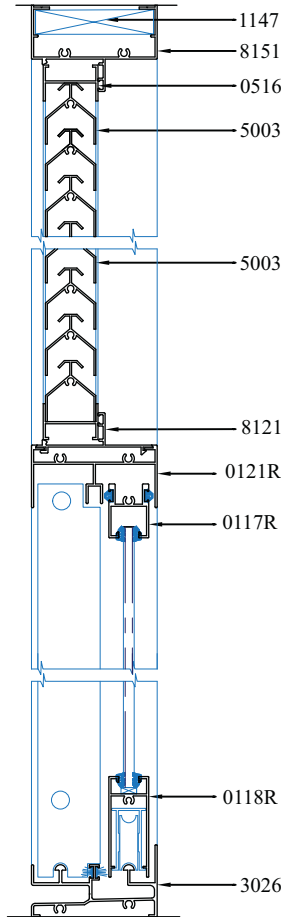


SLIDING FIX WITH
TOP SLIDING

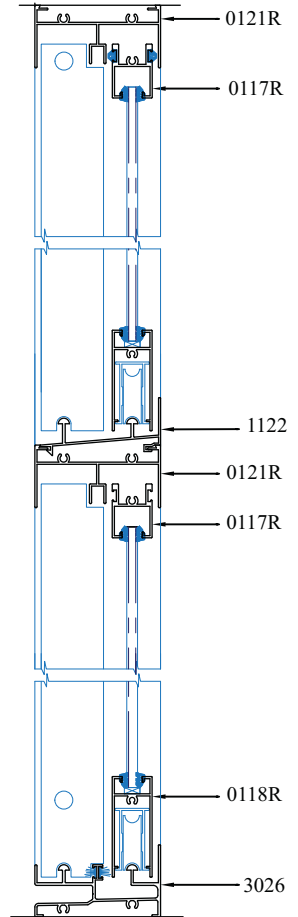




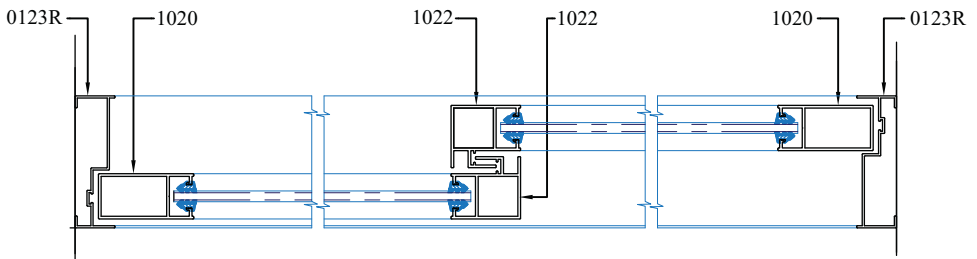
SECTION :- A-A



SECTION :- B-B

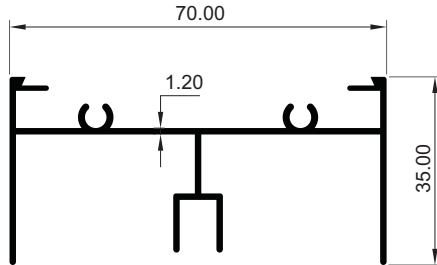


SECTION :- C-C

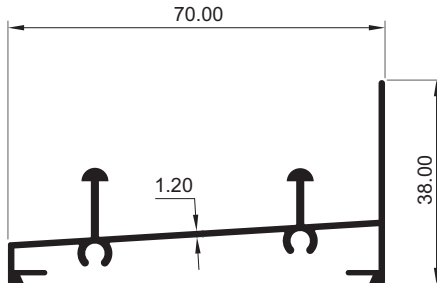


SECTION :- F - F

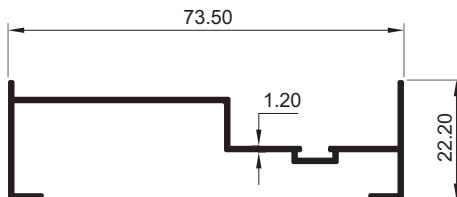
70mm SLIDING WINDOW(1.2mm Thk.)



0121R
Kg/m 0.732

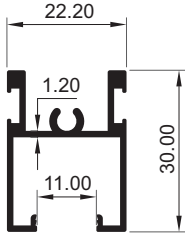


0122R
Kg/m 0.638

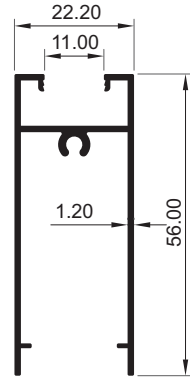


0123R
Kg/m 0.484

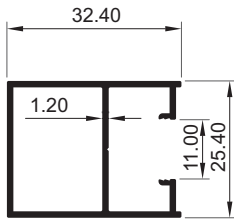
70mm SLIDING WINDOW(1.20mm Thk.)



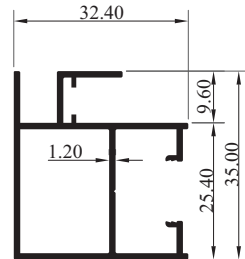
0117R
Kg/m 0.440



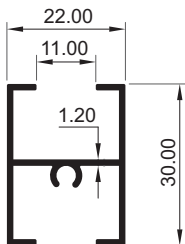
0118R
Kg/m 0.555



0119R
Kg/m 0.445

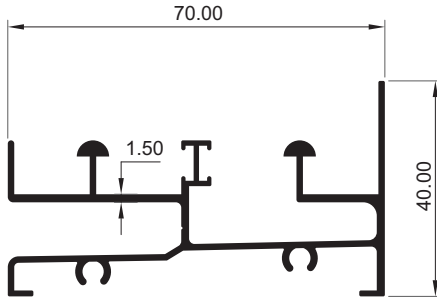


0120R
Kg/m 0.550

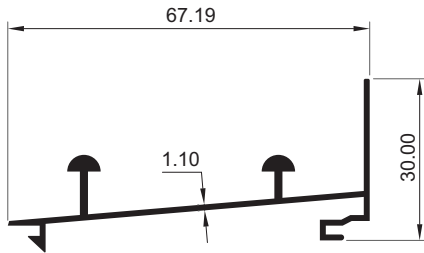


0126
Kg/m 0.330

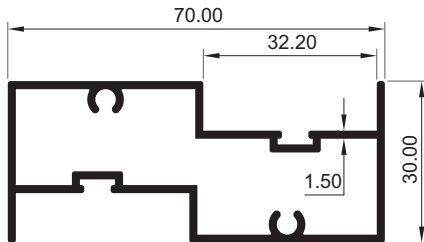
70mm SLIDING WINDOW(1.20mm Thk.)



3026
Kg/m 0.985

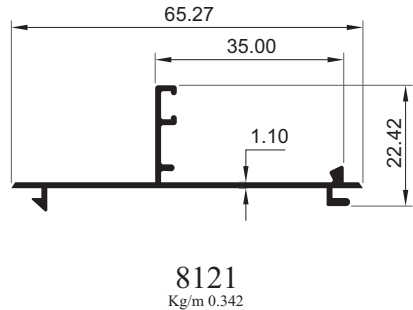
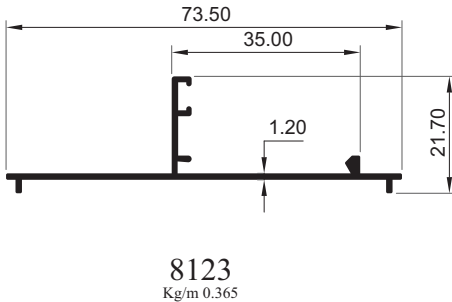
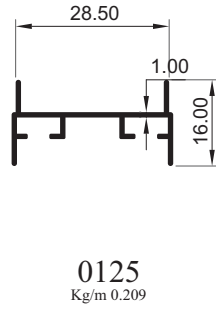
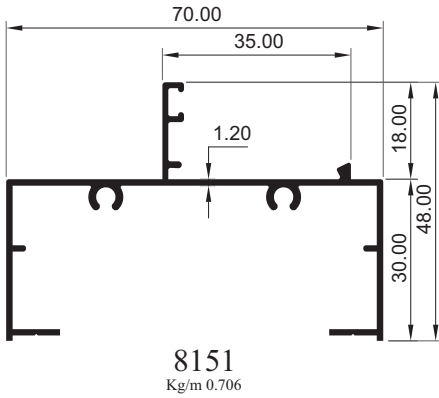
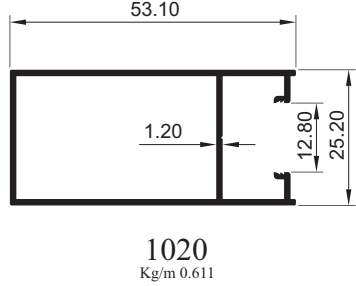
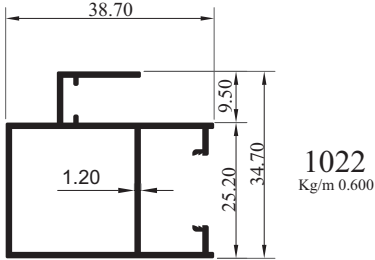


1122
Kg/m 0.512

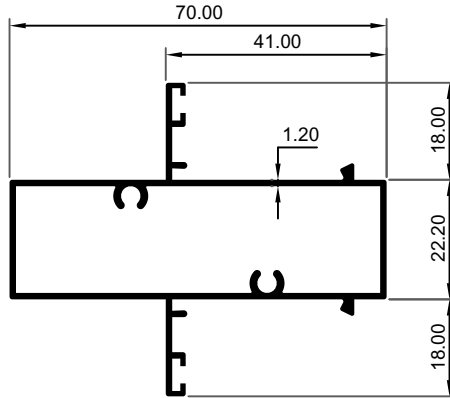


3027
Kg/m 1.032

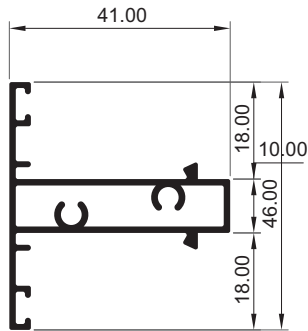
70mm SLIDING WINDOW(1.20mm Thk.)



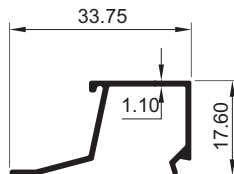
70mm SLIDING WINDOW(1.20mm Thk.)



8126
Kg/m 0.935

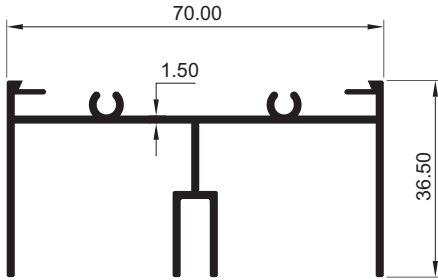


3153
Kg/m 0.760

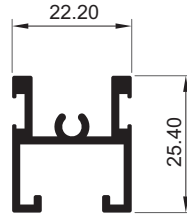


3152
Kg/m 0.209

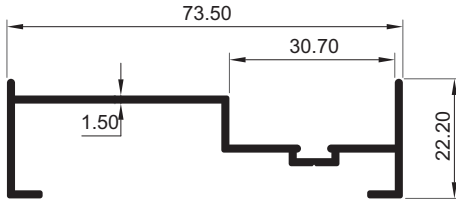
70mm SLIDING WINDOW(1.50mm Thk.)



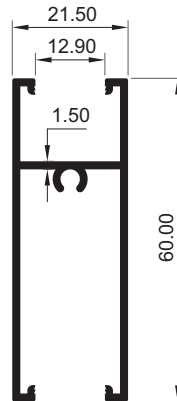
1121T
Kg/m 0.920



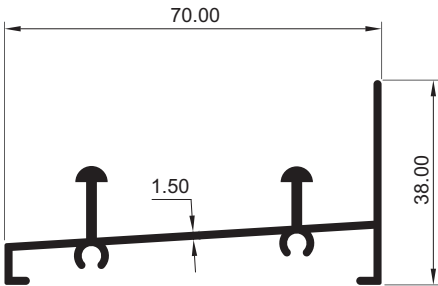
0117T
Kg/m 0.475



0123T
Kg/m 0.643

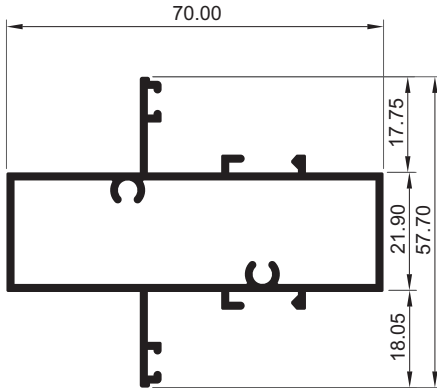


1118T
Kg/m 0.920

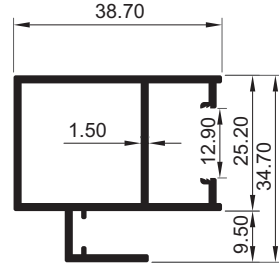


0122T
Kg/m 0.770

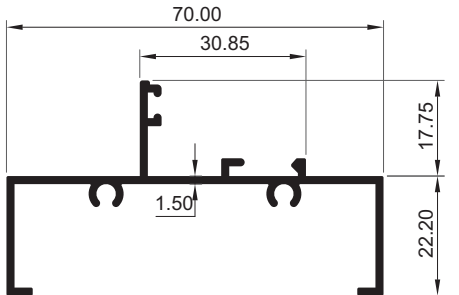
70mm SLIDING WINDOW(1.50mm Thk.)



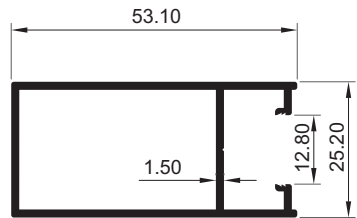
1126T
Kg/m 1.150



1022T
Kg/m 0.700

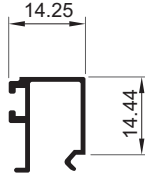


1123T
Kg/m 0.734

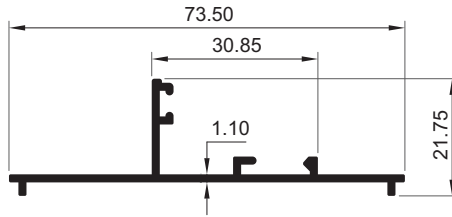


1020T
Kg/m 0.715

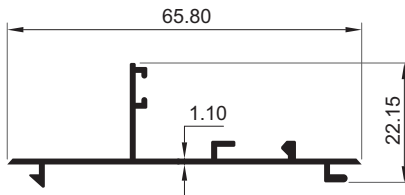
70mm SLIDING WINDOW(1.50mm Thk.)



0048
Kg/m 0.160

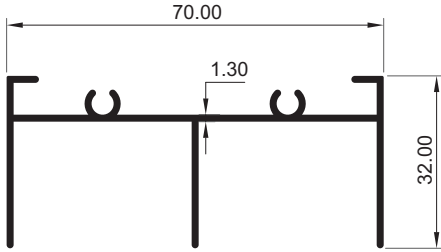


2123
Kg/m 0.380

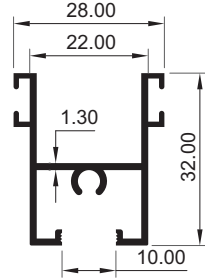


2121
Kg/m 0.380

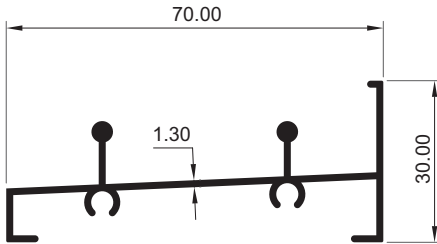
70mm SLIDING WINDOW(1.30mm Thk. S/S)



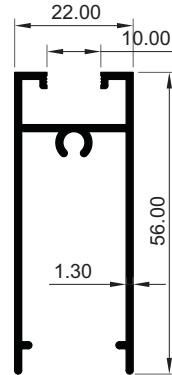
9121-S
Kg/m 0.682



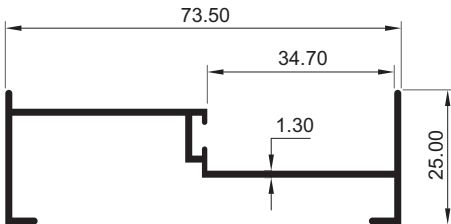
9117-S
Kg/m 0.455



9122-S
Kg/m 0.645

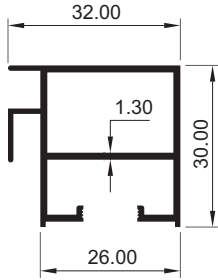


9118-S
Kg/m 0.580

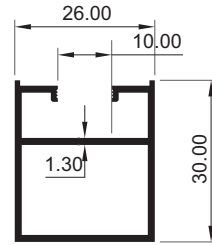


9123-S
Kg/m 0.528

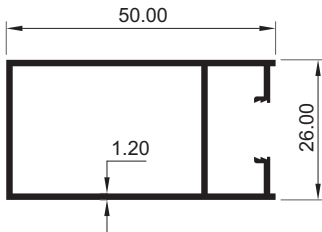
70mm SLIDING WINDOW(1.30mm Thk.S/S)



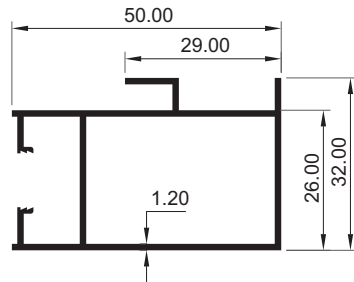
9120-S
Kg/m 0.517



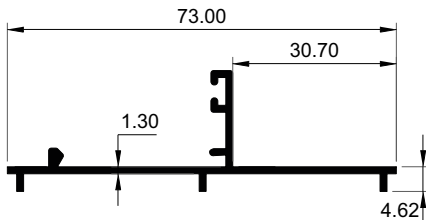
9119-S
Kg/m 0.450



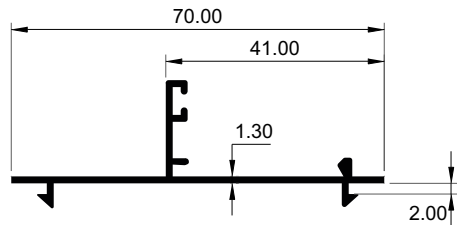
91020-S
Kg/m 0.545



91022-S
Kg/m 0.607

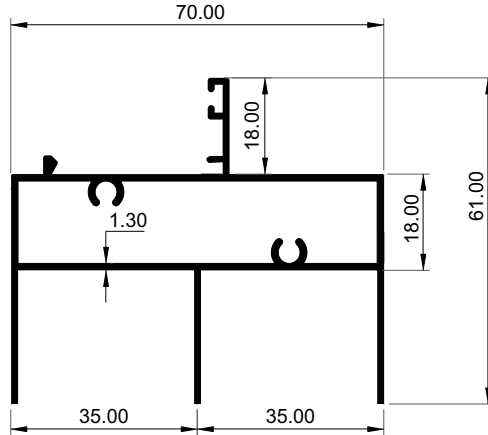


98123S
Kg/m 0.377

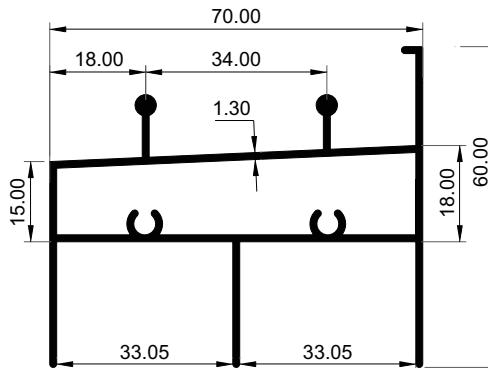


98121S
Kg/m 0.363

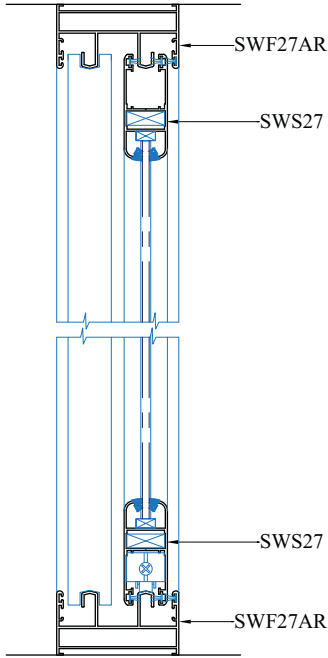
70mm Sliding Window (1.3mm Thk)



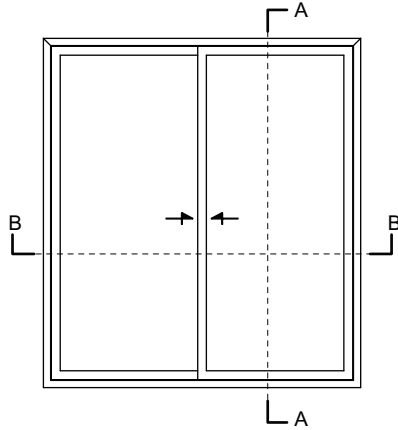
91121S
Kg/m 0.989



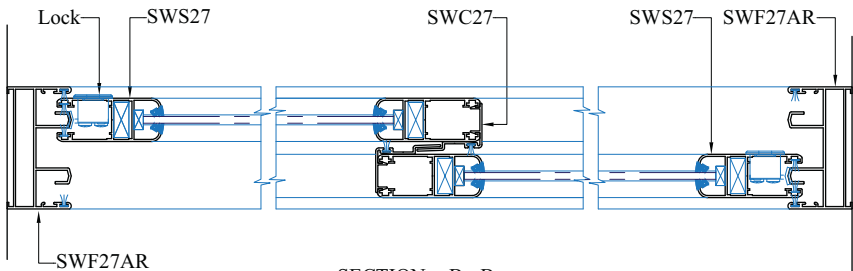
91122S
Kg/m 1.118



SECTION :- A - A

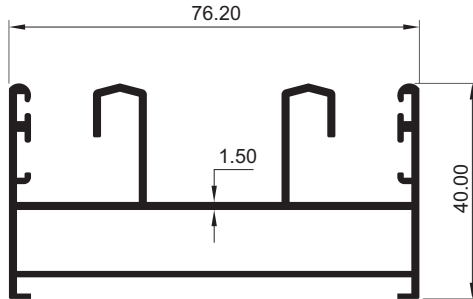


ELEVATION

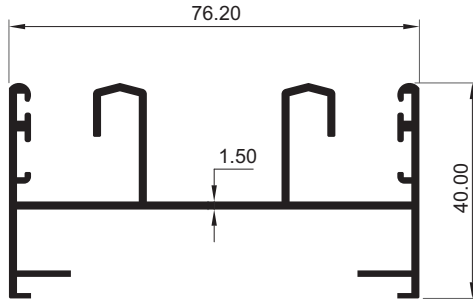


SECTION :- B - B

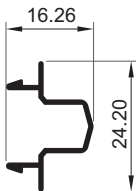
27mm SLIDING WINDOW - 'LUX RANGE'



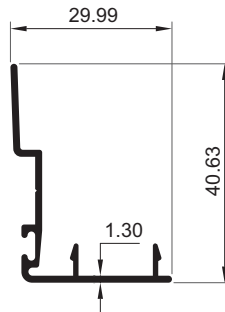
SWF27aR
Kg/m 1.285



SWF27a
Kg/m 1.102

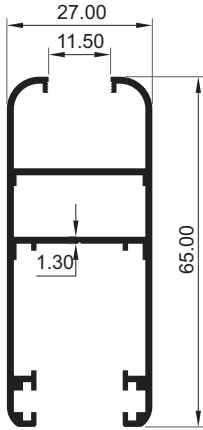


SWH27
Kg/m 0.160

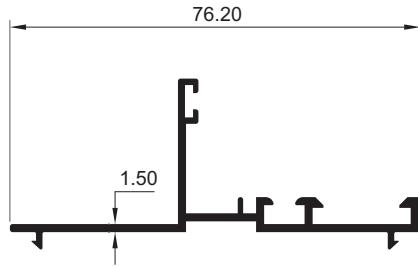


SWC27
Kg/m 0.320

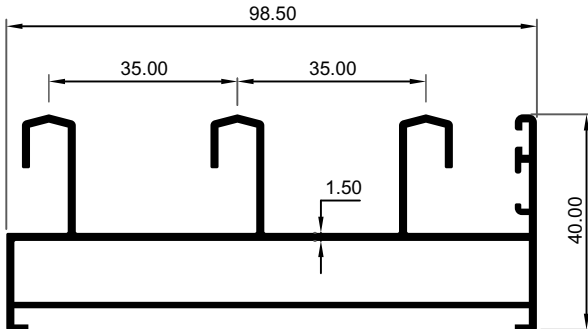
27mm SLIDING WINDOW - 'LUX RANGE'



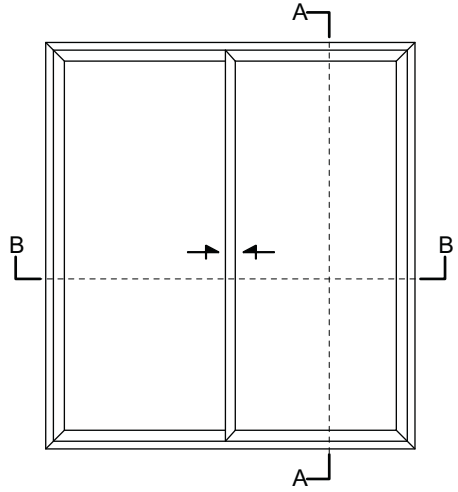
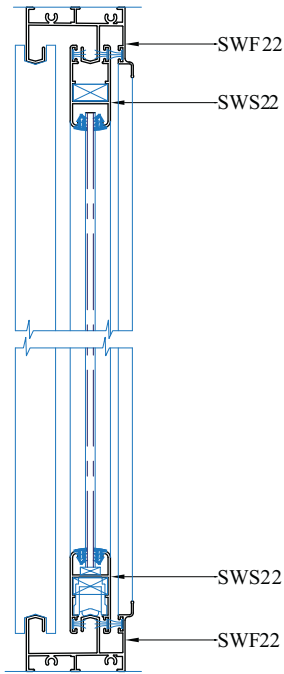
SWS27
Kg/m 0.805



SWF27C
Kg/m 0.580

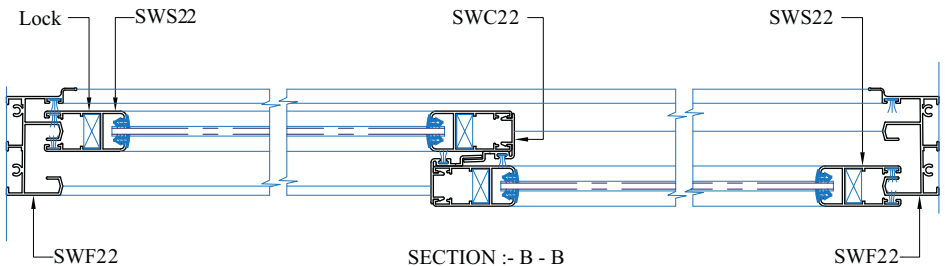


SWF27T
Kg/m 1.433



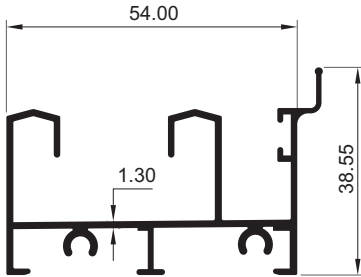
ELEVATION

SECTION :- A - A

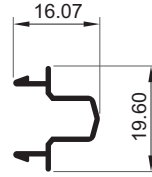


SECTION :- B - B

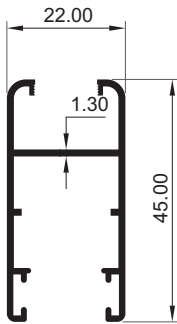
22mm SLIDING WINDOW - 'LUX RANGE'



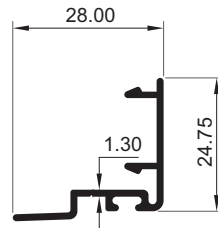
SWF22
Kg/m 0.750



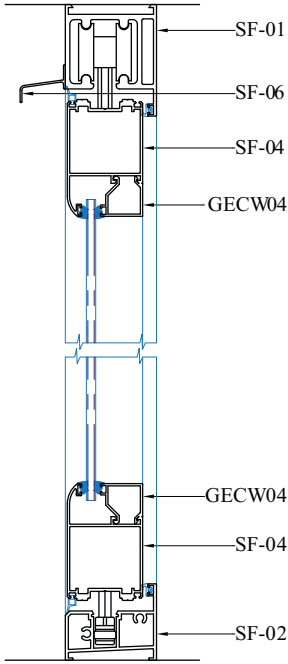
SWH22
Kg/m 0.145



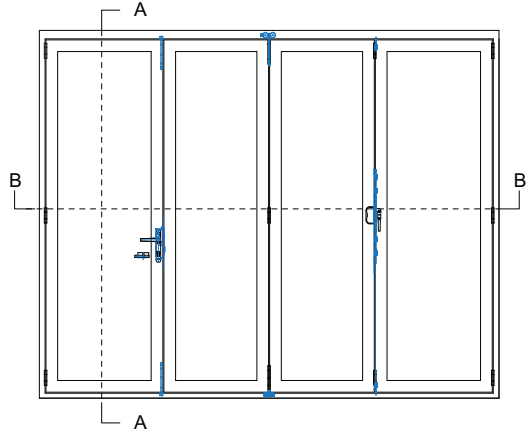
SWS22
Kg/m 0.460



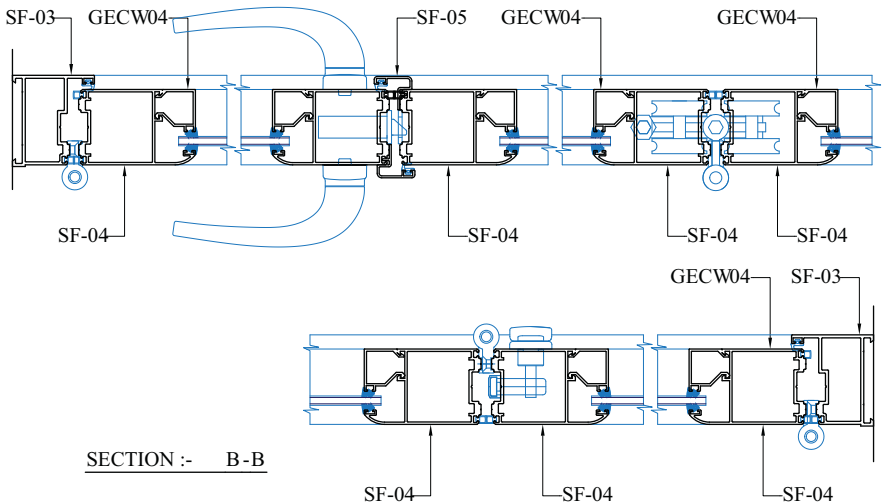
SWC22
Kg/m 0.240



SECTION :- A-A

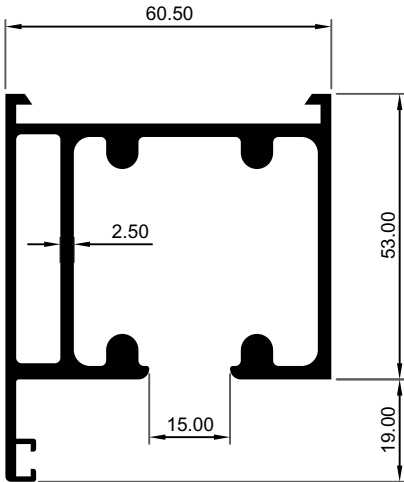


ELEVATION

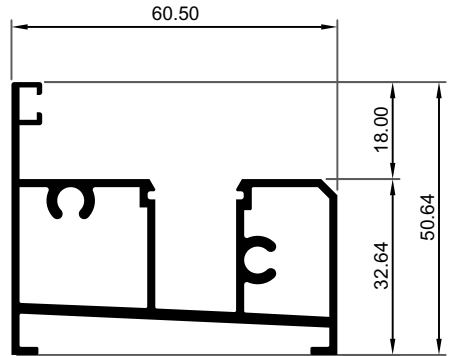


SECTION :- B-B

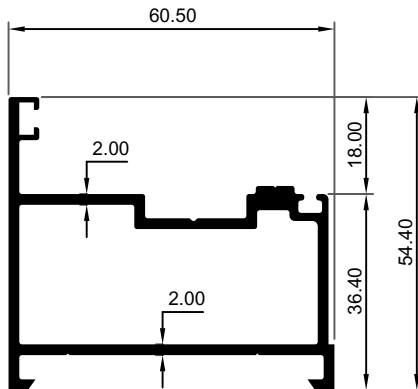
SLIDING-FOLDING DOOR(1.6mmThk.) - 'LUX RANGE'



SF 01
Kg/m 2.140

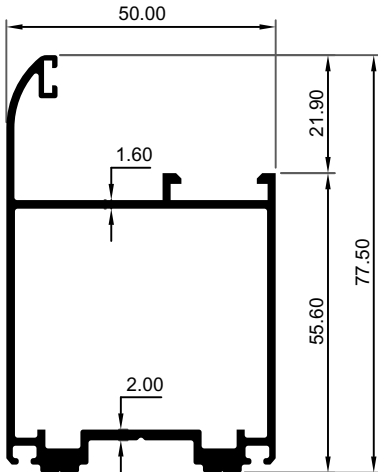


SF 02
Kg/m 1.144

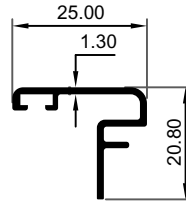


SF 03
Kg/m 1.251

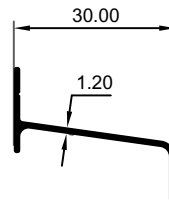
SLIDING-FOLDING DOOR(1.6mmThk.) - 'LUX RANGE'



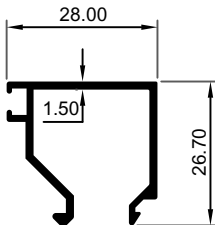
SF 04
Kg/m 1.273



SF 05
Kg/m 0.231

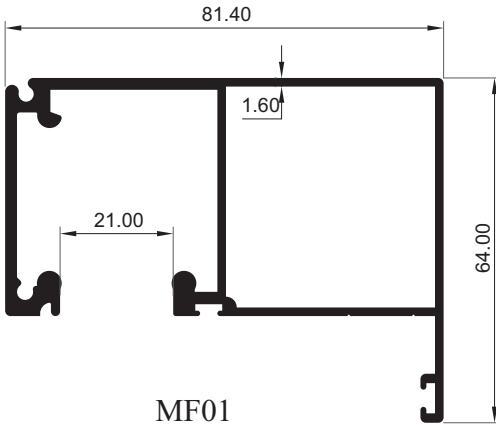


SF 06
Kg/m 0.190

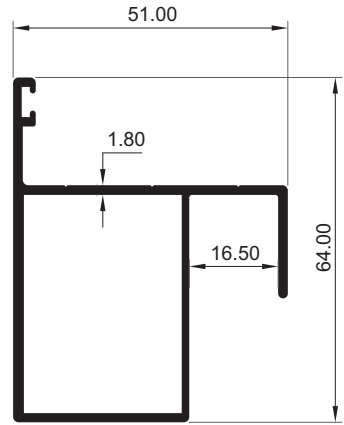


GECW04
Kg/m 0.396

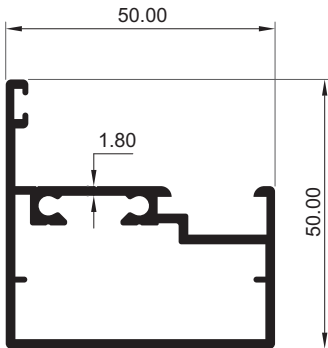
SLIDING-FOLDING DOOR(1.6mmThk.) - 'LUX RANGE'



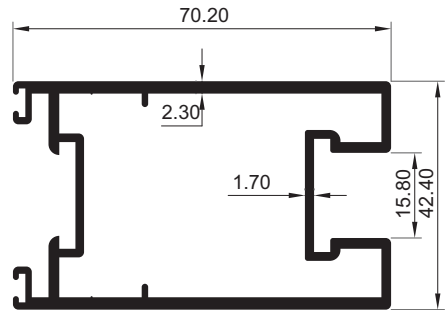
MF01
Kg/m 1.795



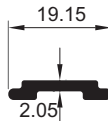
MF02
Kg/m 1.045



MF03
Kg/m 1.107

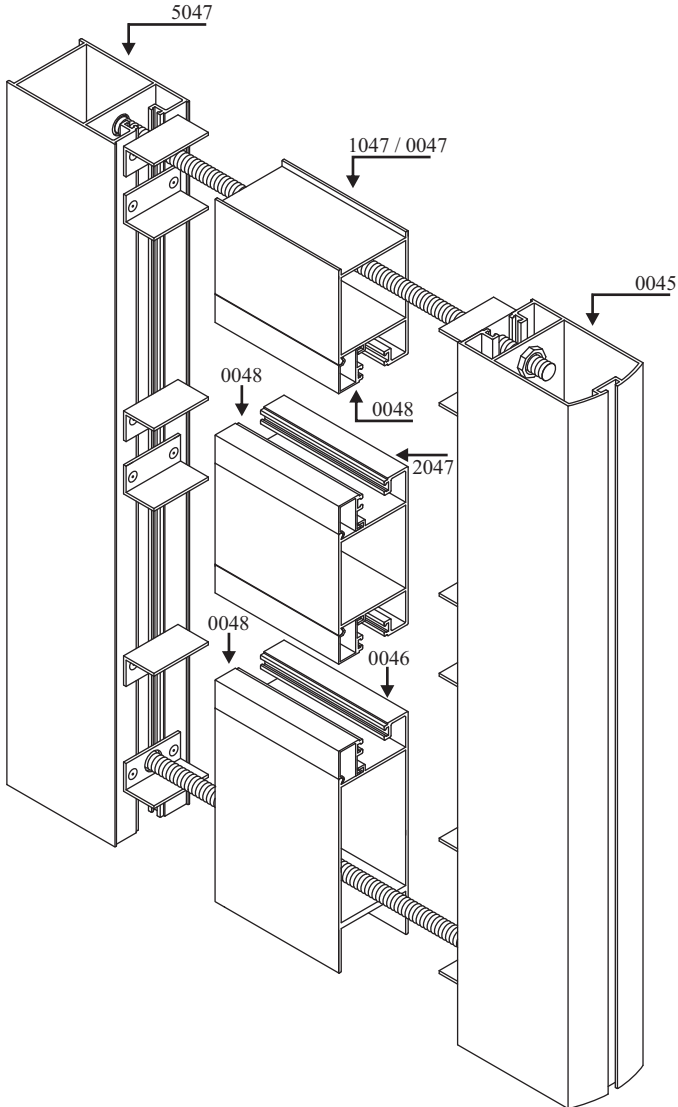


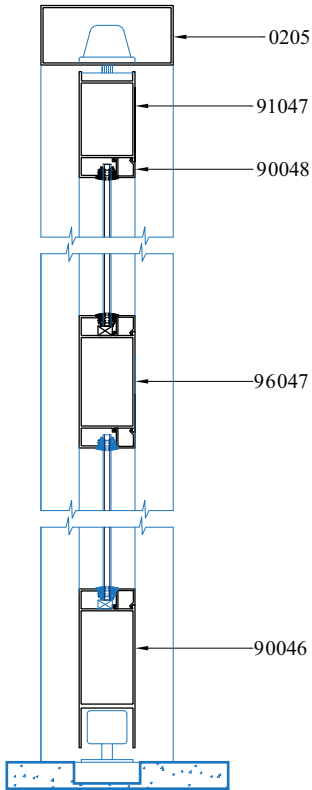
MF04
Kg/m 1.727



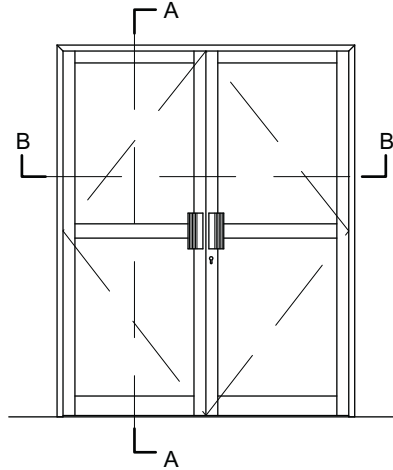
MF05
Kg/m 0.135

ASSEMBLY DETAILS - SWING DOOR

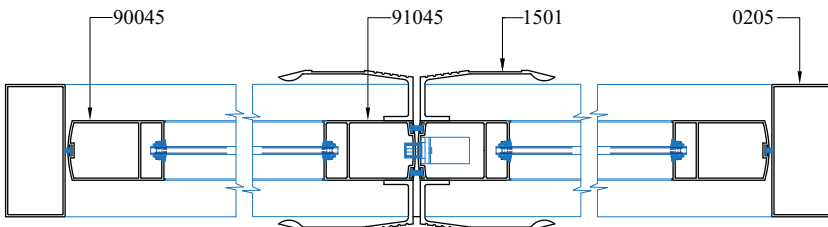




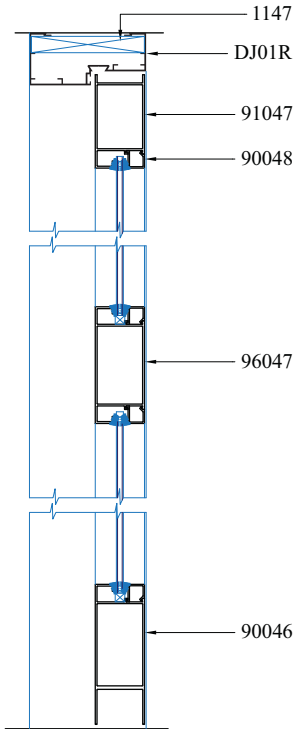
SECTION :- A - A



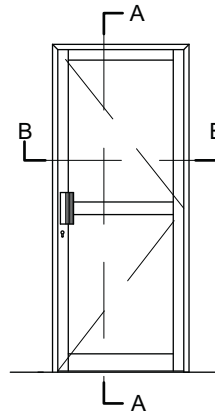
ELEVATION



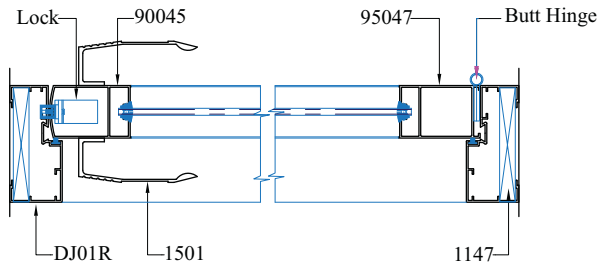
SECTION :- B - B



SECTION :- A - A

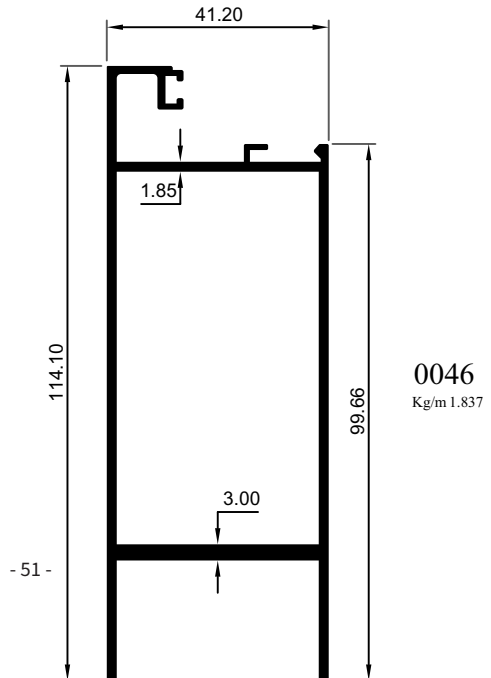
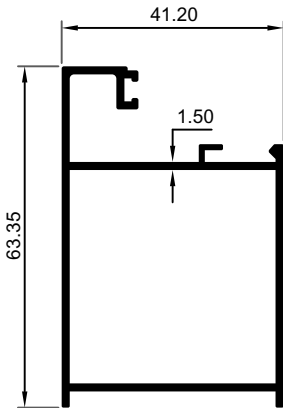
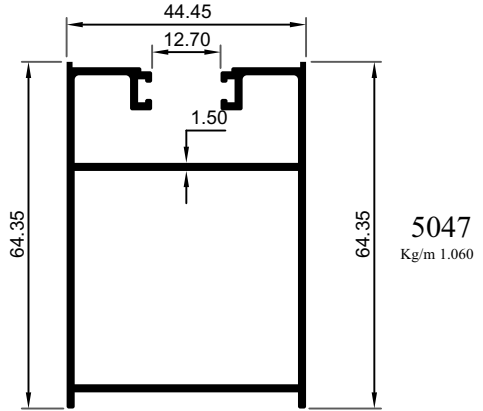
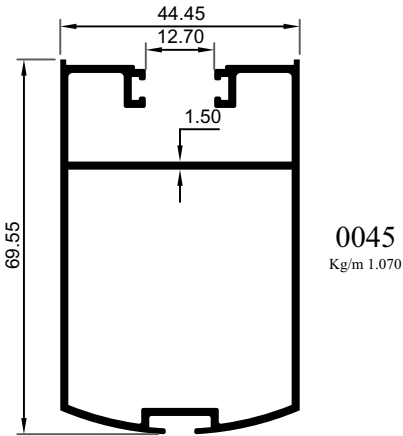


ELEVATION



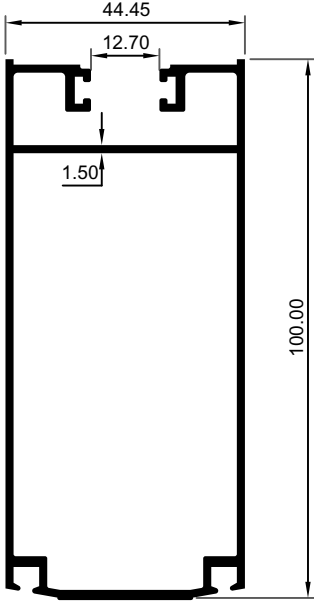
SECTION :- B - B

100mm SWING DOOR (1.60mmThk.)

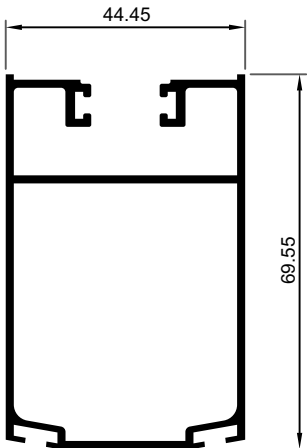


- 51 -

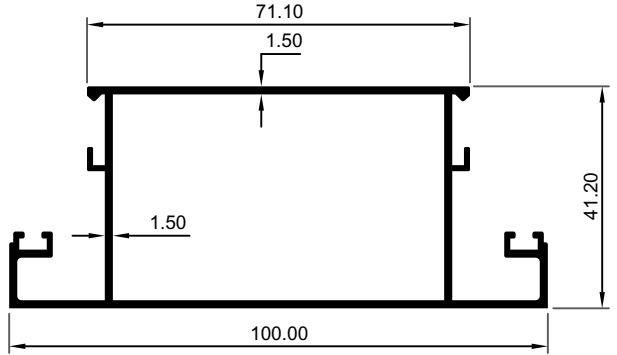
100mm SWING DOOR (1.60mmThk.)



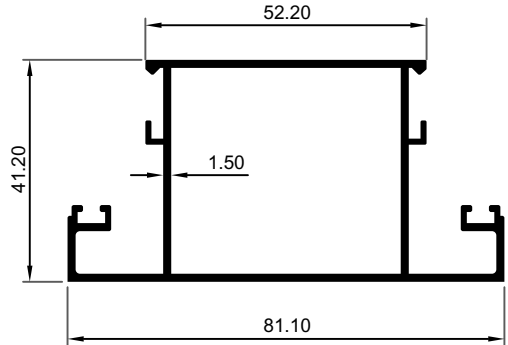
4045
Kg/m 1.546



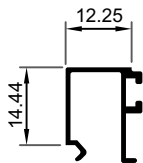
1045
Kg/m 1.276



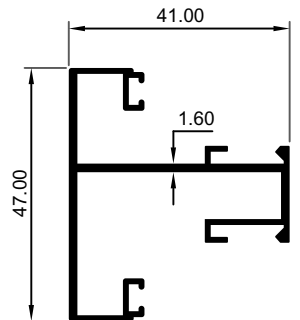
6047
Kg/m 1.250



2047
Kg/m 1.095

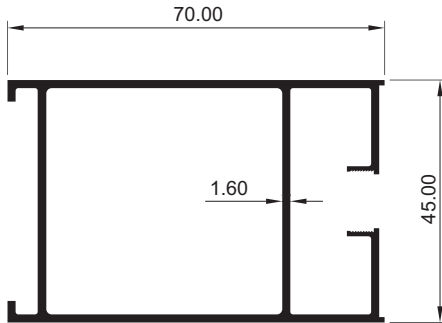


0048
Kg/m 0.160

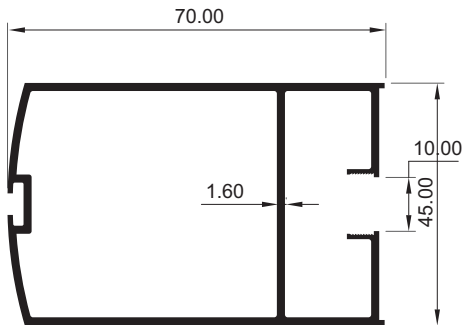


3047
Kg/m 0.695

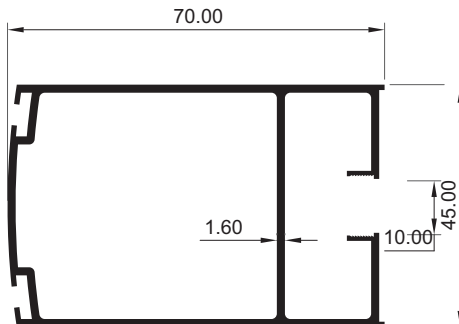
100mm SWING DOOR (1.60mmThk. S/S)



95047
Kg/m 1.125

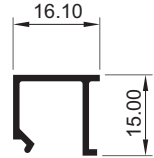
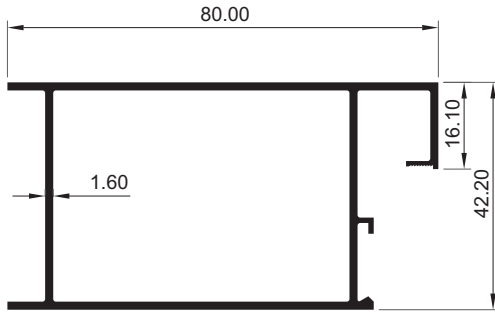


90045
Kg/m 1.118




91045
Kg/m 1.141

100mm SWING DOOR (1.60mmThk. S/S)

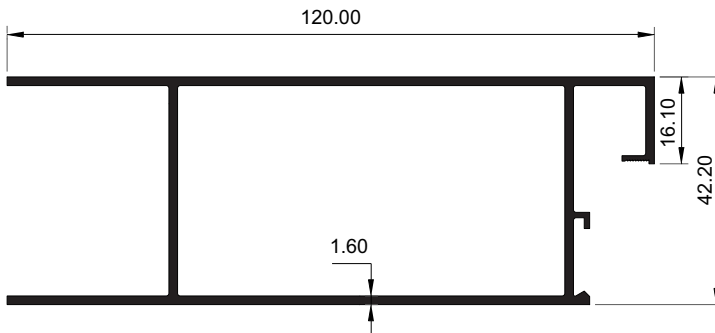


90048
Kg/m 0.160

91047
Kg/m 1.045

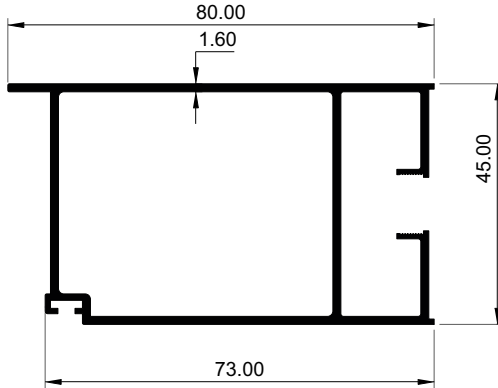


96047
Kg/m 1.221

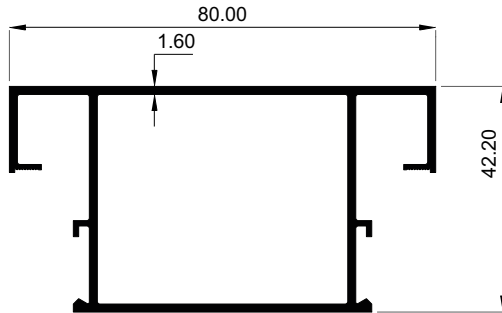


90046
Kg/m 1.364

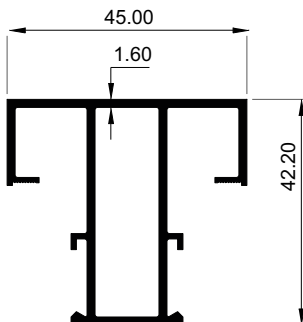
100mm SWING DOOR (1.60mmThk. S/S)



97047
Kg/m 1.134

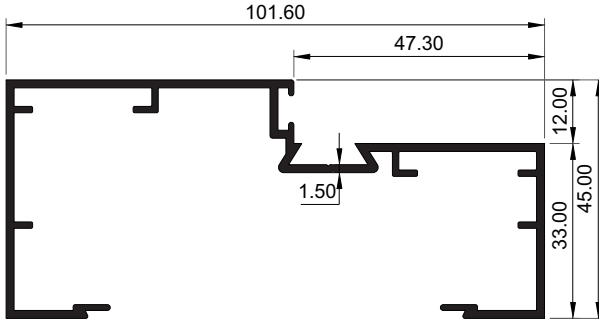


92047
Kg/m 1.032




93047
Kg/m 0.790

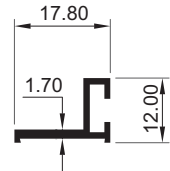
SWING DOOR - JAMER



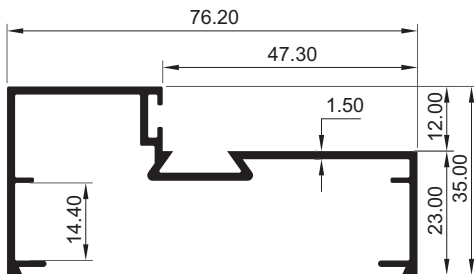
DJ01R
Kg/m 1.122



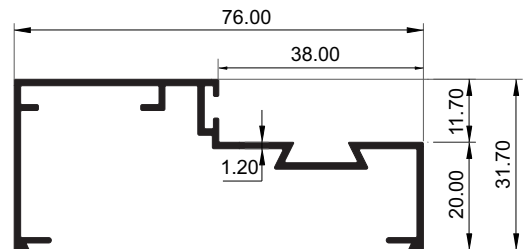
0205
Kg/m 0.980



0515
Kg/m 0.160

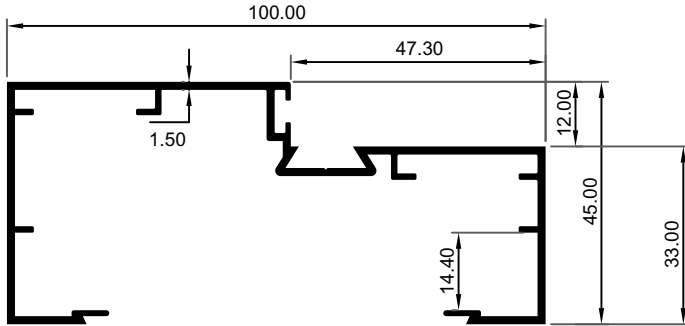


DJ02R
Kg/m 0.760

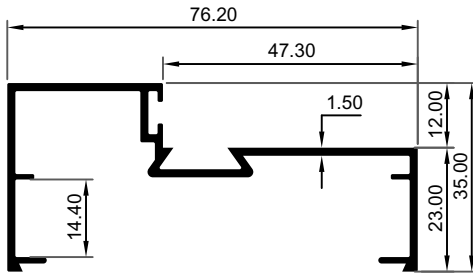


DJ03R
Kg/m 0.611

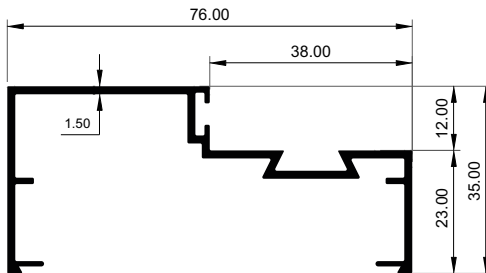
SWING DOOR - JAMER



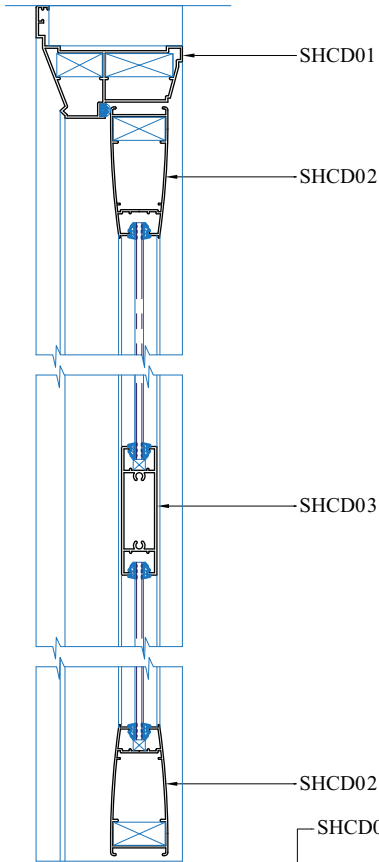
9DJ01S
Kg/m 1.155



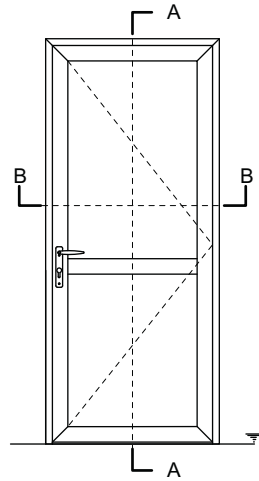
9DJ02S
Kg/m 0.790



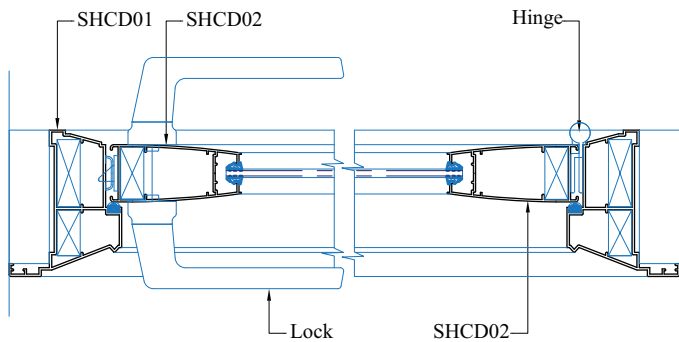
9DJ-03S
Kg/m 0.720



SECTION :- A - A

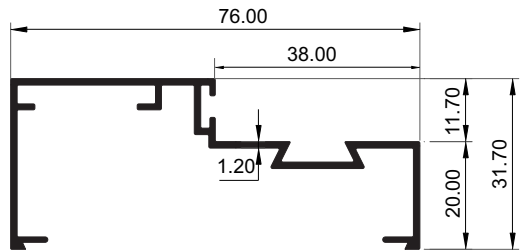
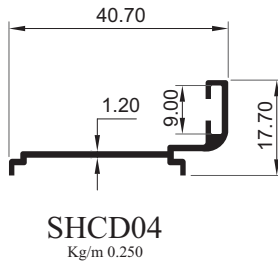
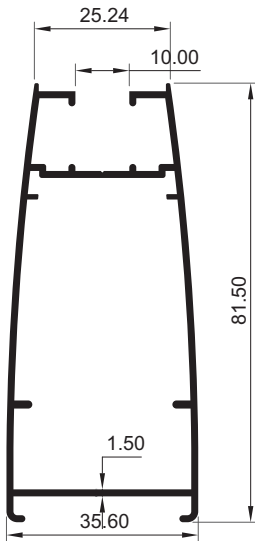
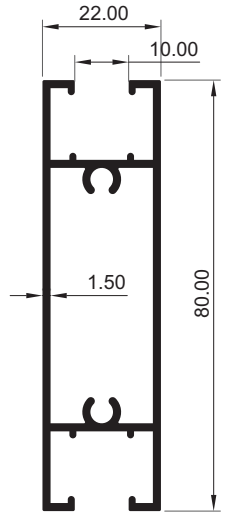
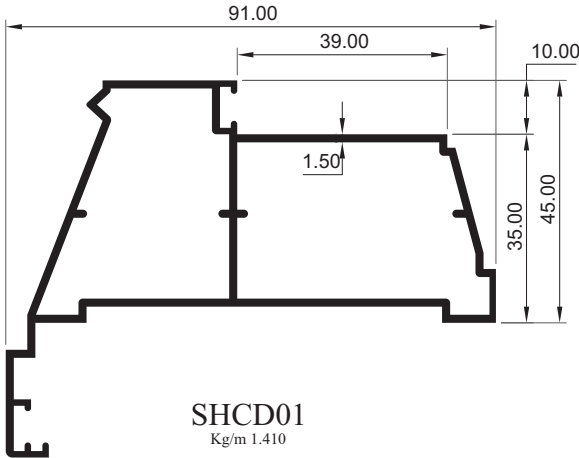


ELEVATION

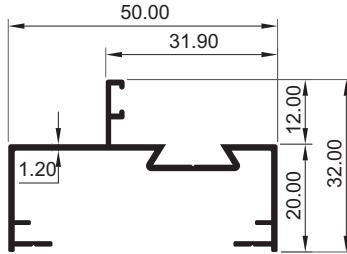


SECTION :- B - B

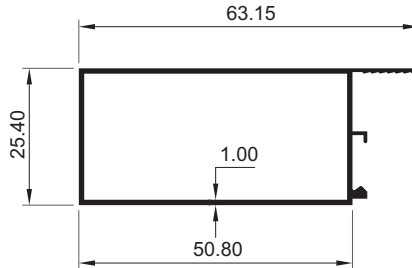
SHCD DOOR - 'LUX RANGE'



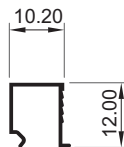
50mm CASEMENT DOOR (1.20mm Thk.)



CD01
Kg/m 0.455

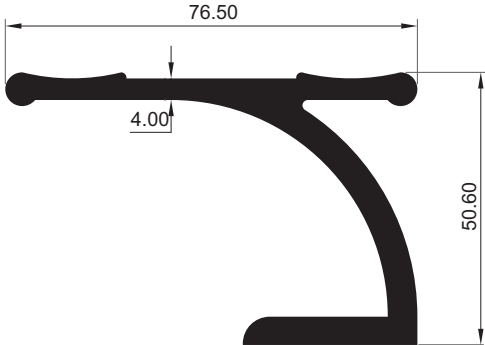


CD02
Kg/m 0.475

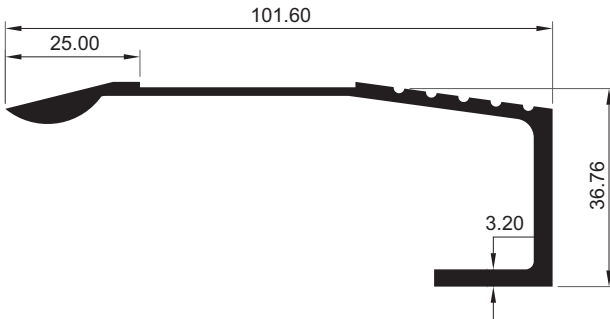


0084
Kg/m 0.093

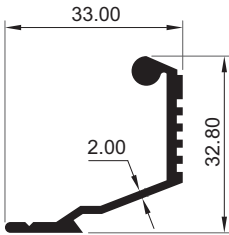
DOOR HANDLE



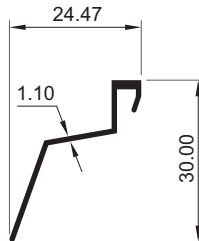
1502
Kg/m 1.925



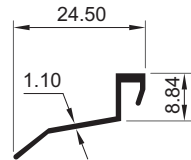
1501
Kg/m 1.320



0144
Kg/m 0.402

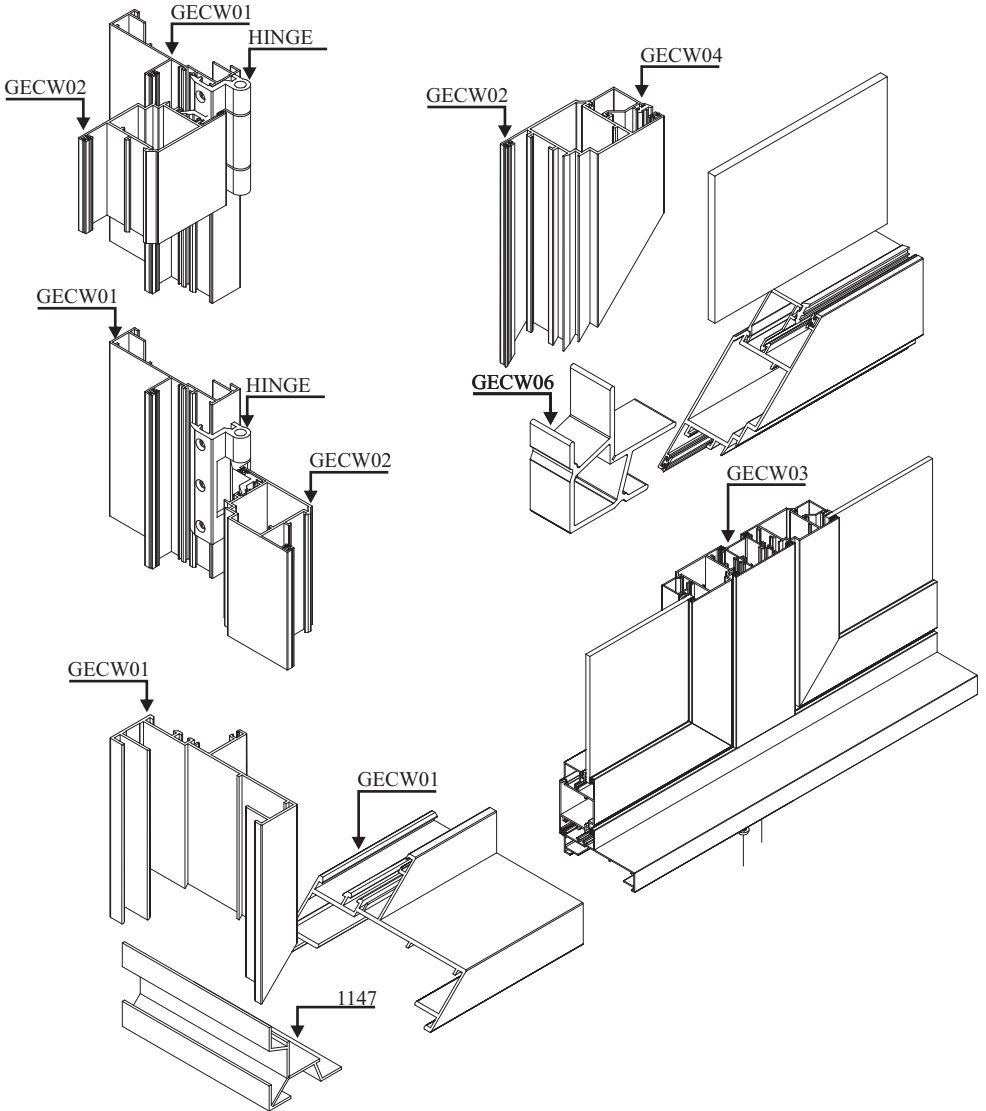


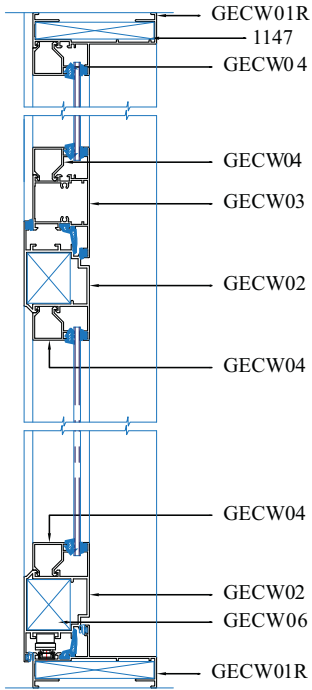
0146
Kg/m 0.143



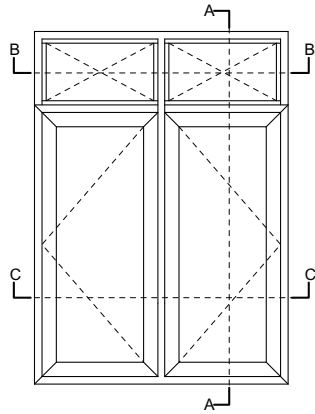
0148
Kg/m 0.110

ASSEMBLY DETAILS - GCEW WINDOW

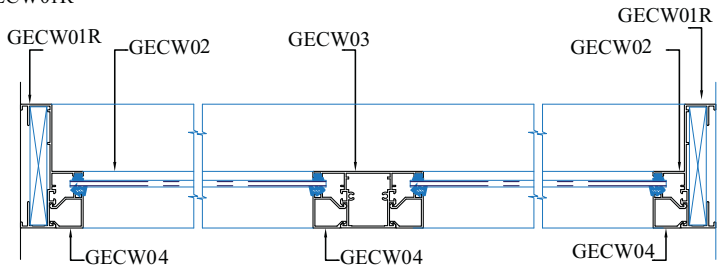




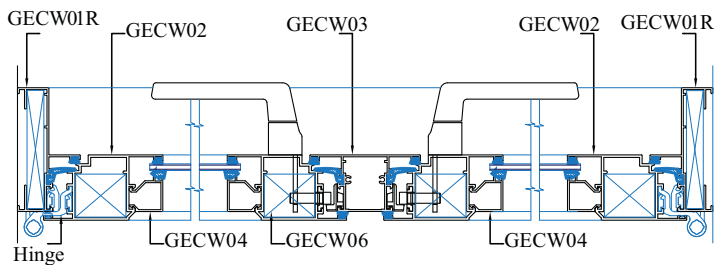
SECTION :- A - A



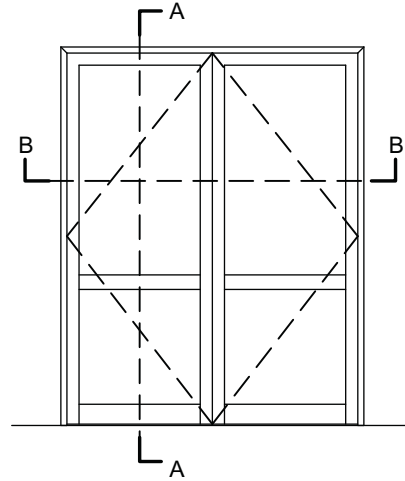
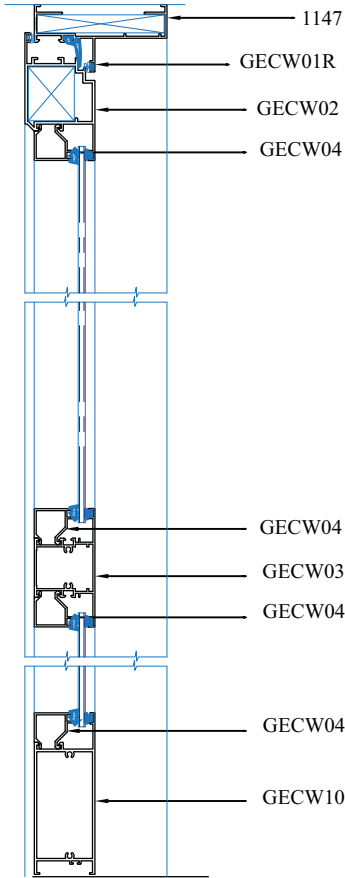
ELEVATION



SECTION :- B - B

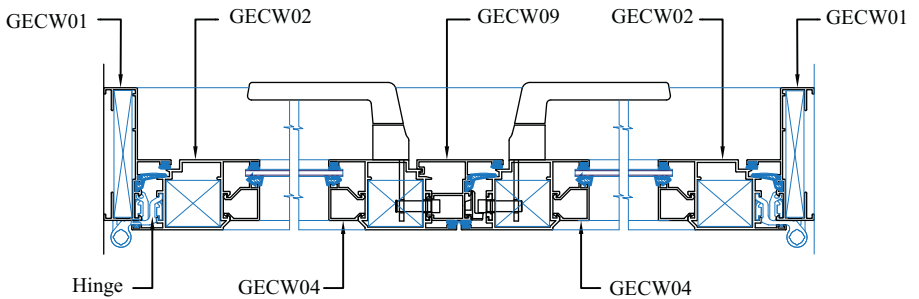


SECTION :- C - C



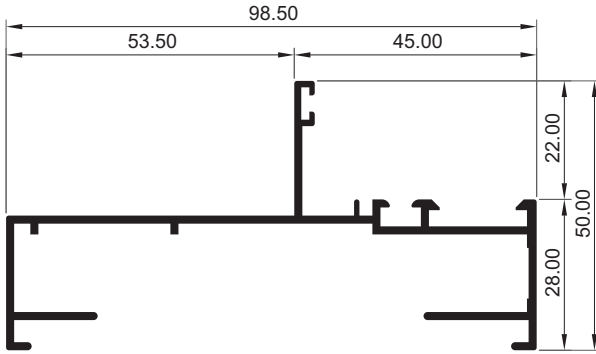
ELEVATION

SECTION :- A - A

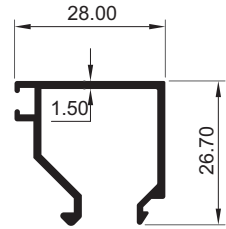


SECTION :- B - B

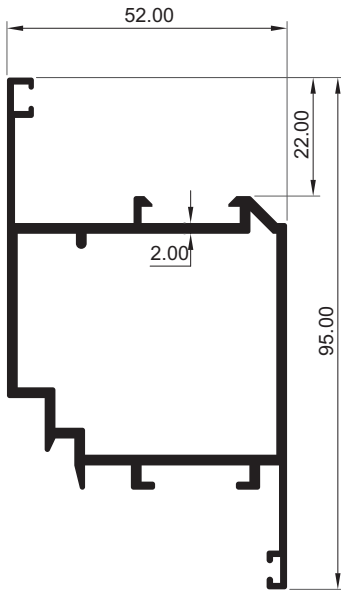
100mm GECW WINDOW - 'LUX RANGE'



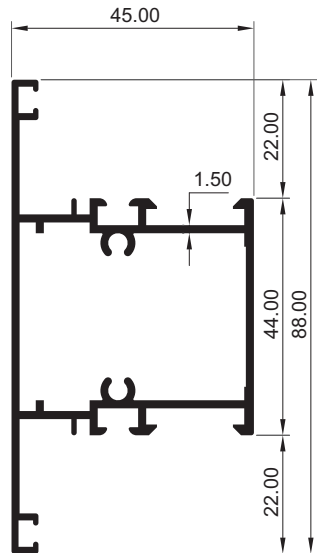
GECW01R
Kg/m 1.020



GECW04
Kg/m 0.396

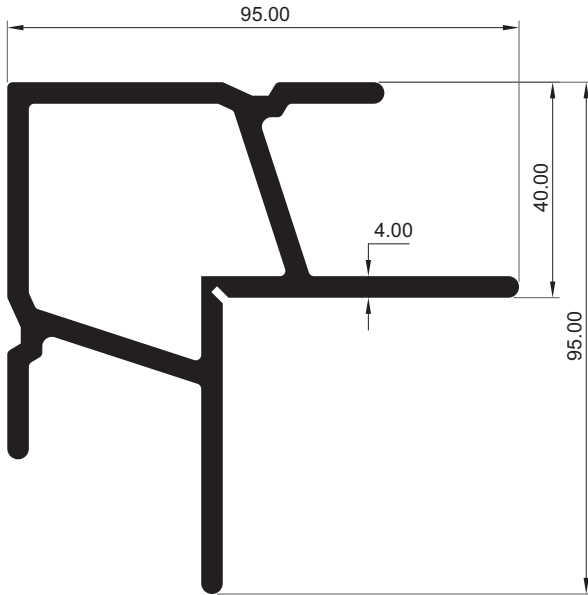


GECW02
Kg/m 1.510

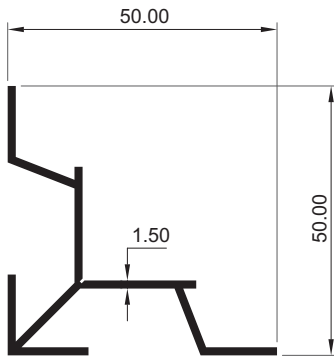


GECW03
Kg/m 1.177

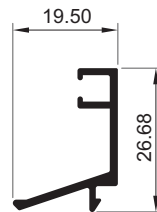
100mm GECW WINDOW - 'LUX RANGE'



GECW06
Kg/m 3.317

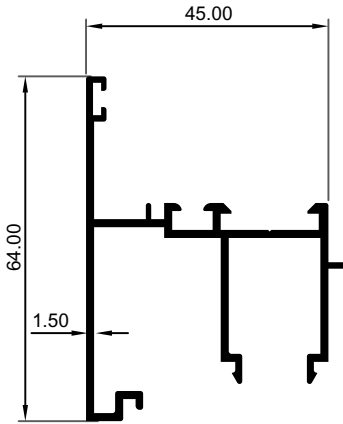


1147
Kg/m 0.605

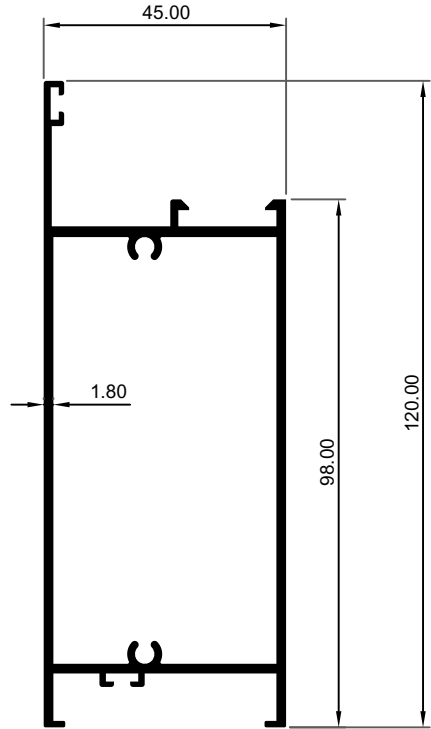


GECW05
Kg/m 0.260

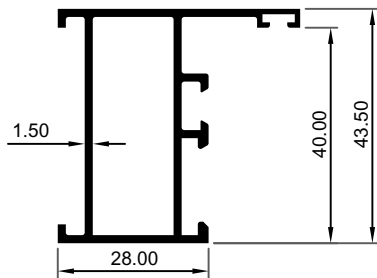
100mm GECW WINDOW - 'LUX RANGE'



GECW09
Kg/m 0.908

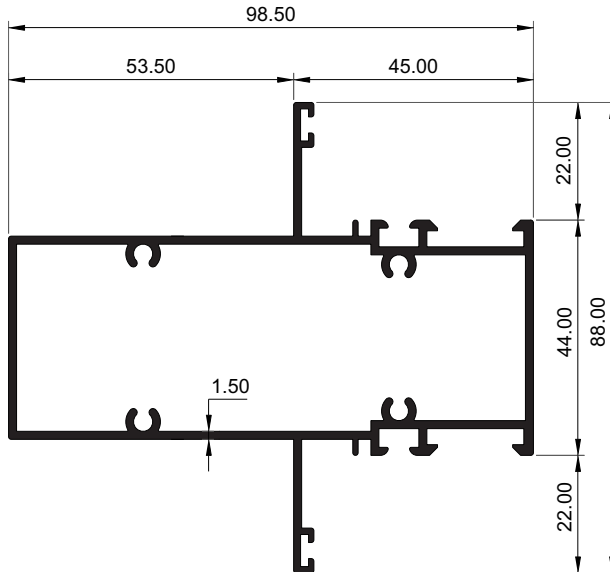


GECW10
Kg/m 1.674



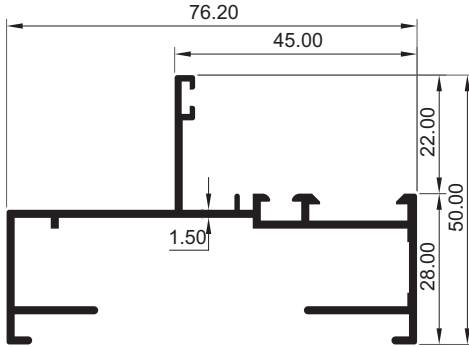
0927
Kg/m 1.010

100mm GECW WINDOW - 'LUX RANGE'

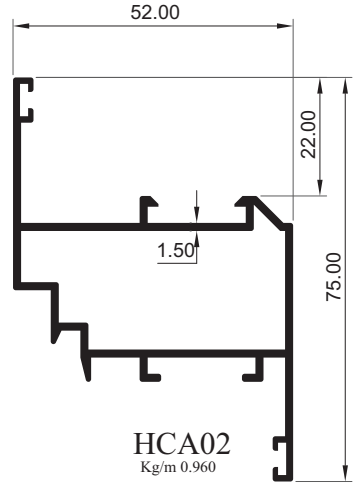


GECW11
Kg/m 1.701

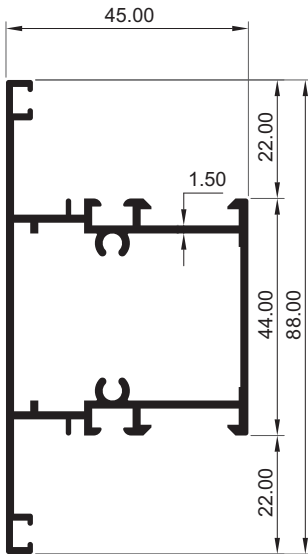
76mm HCA WINDOW - 'LUX RANGE'



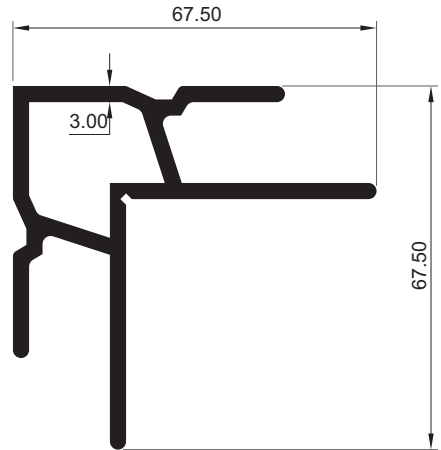
HCA01
Kg/m 0.912



HCA02
Kg/m 0.960

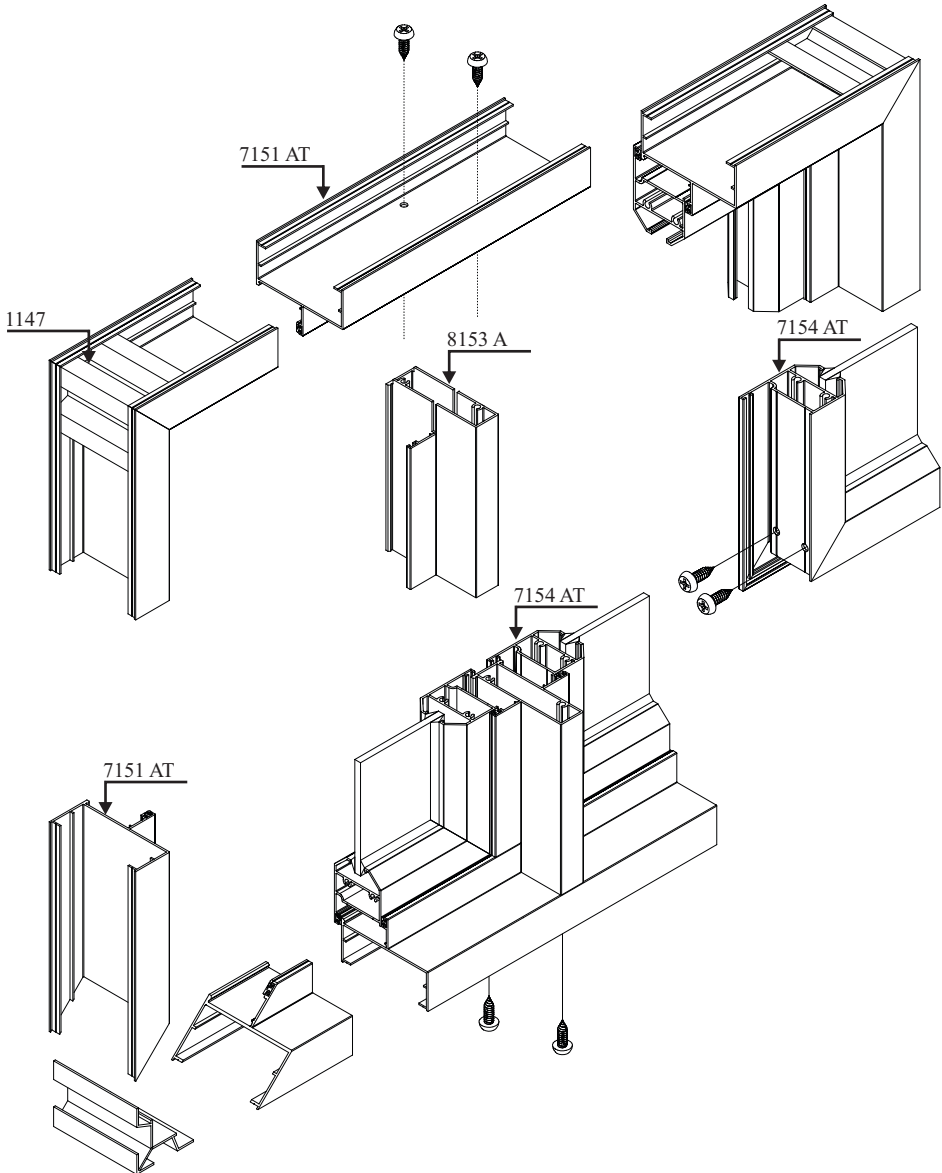


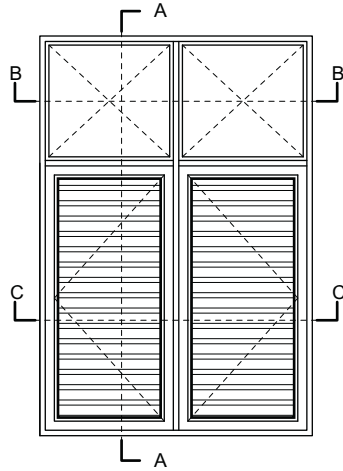
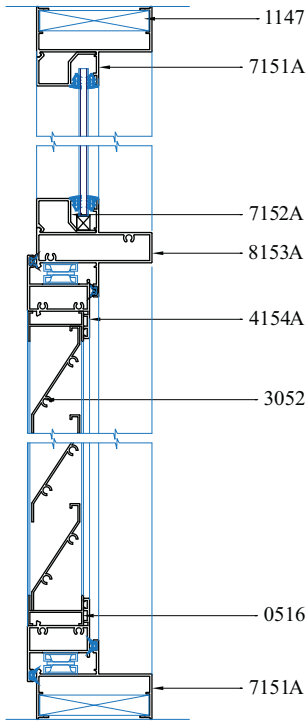
GECW03
Kg/m 1.160



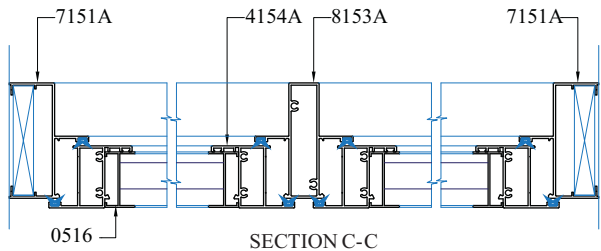
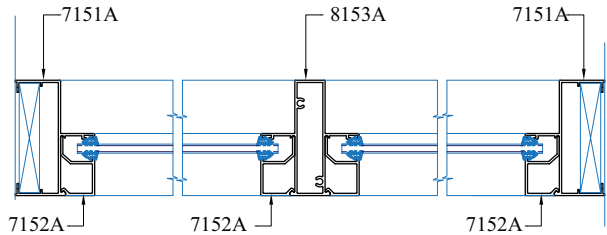
HCA03
Kg/m 1.785

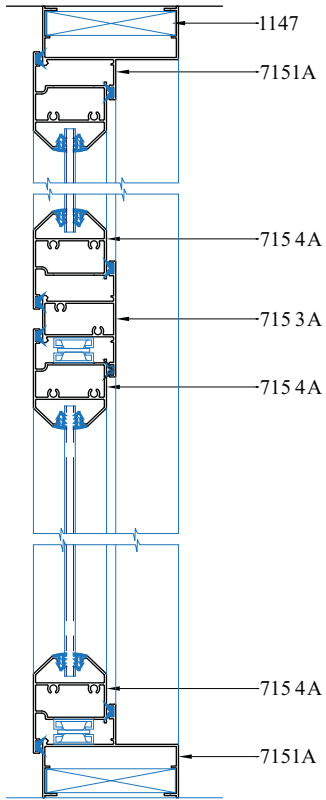
ASSEMBLY DETAILS - 76mm CASEMENT WINDOW



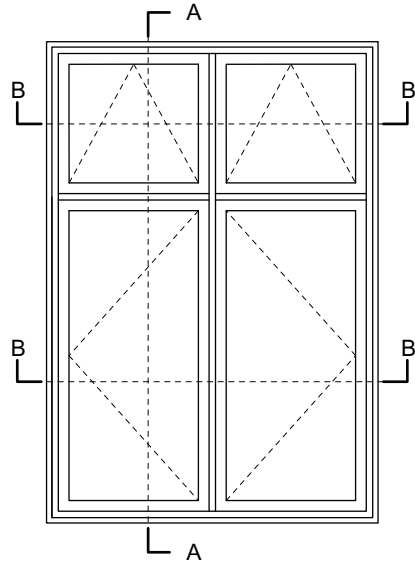


SECTION A-A

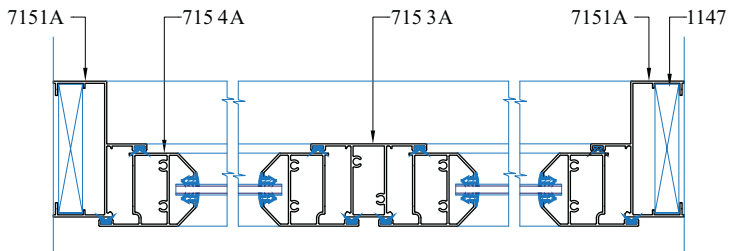




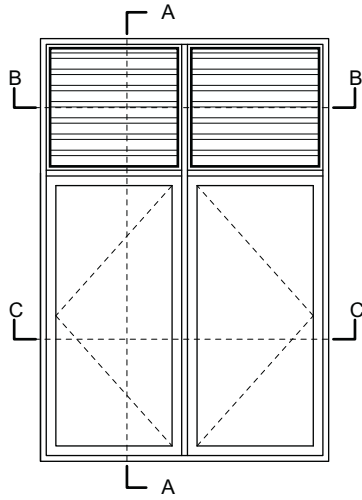
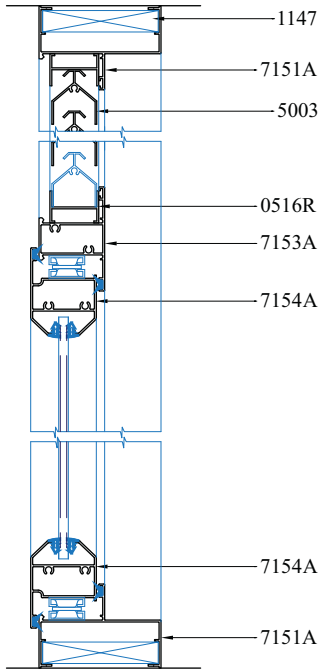
SECTION A-A



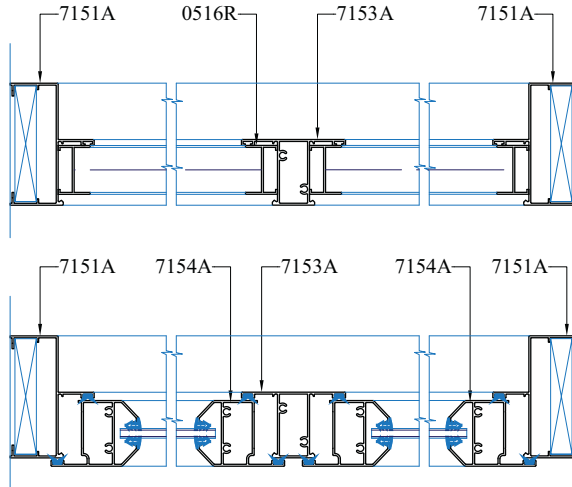
ELEVATION



SECTION B-B

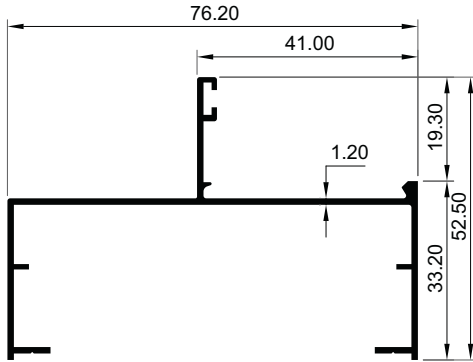


SECTION A-A

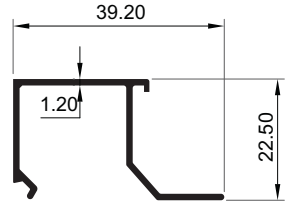


SECTION C-C

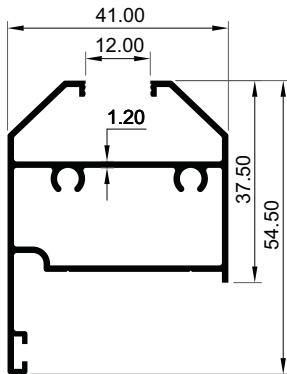
76.20mm CASEMENT WINDOW (1.20mm Thk.)



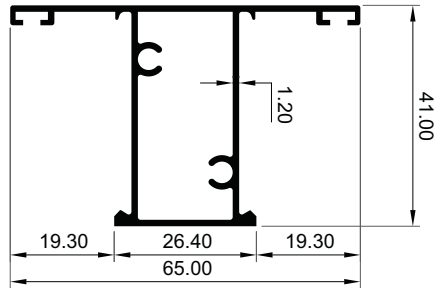
7151A
Kg/m 0.660



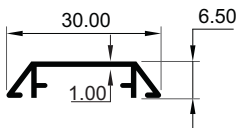
7152A
Kg/m 0.308



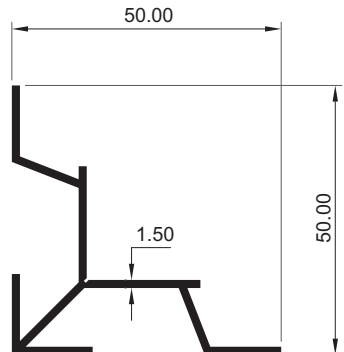
7154A
Kg/m 0.720



7153A
Kg/m 0.725

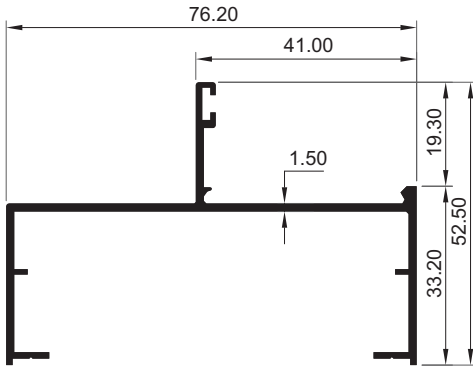


TC02R
Kg/m 0.155

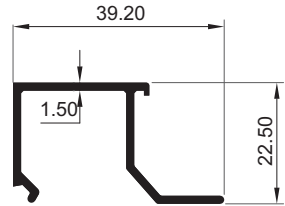


1147
Kg/m 0.605

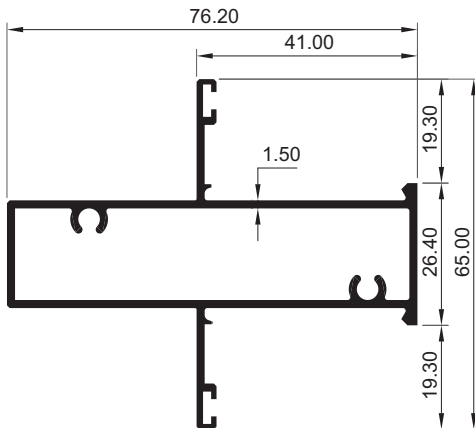
76.20mm CASEMENT WINDOW (1.50mm Thk.)



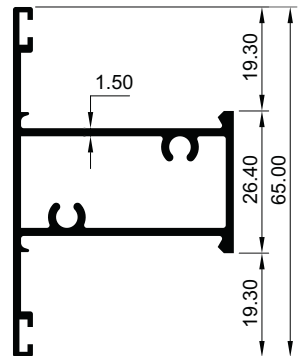
7151AT
Kg/m 0.770



7152AT
Kg/m 0.367

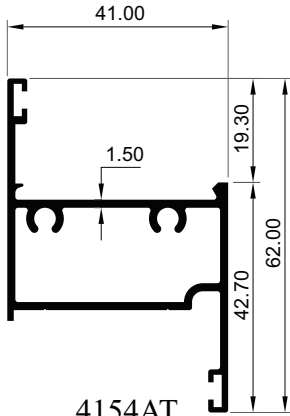


8153AT
Kg/m 1.134

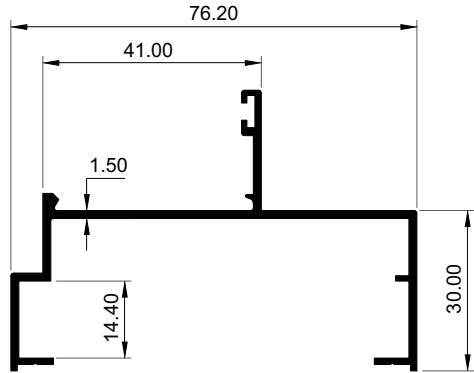


7153AT
Kg/m 0.840

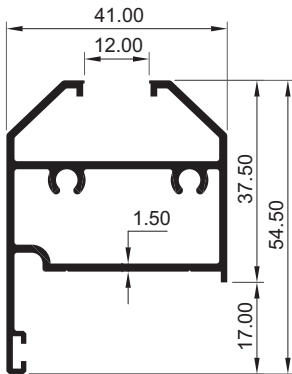
76.20mm CASEMENT WINDOW (1.50mm Thk.)



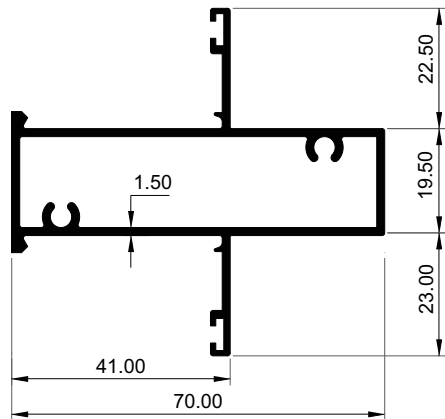
4154AT
Kg/m 0.822



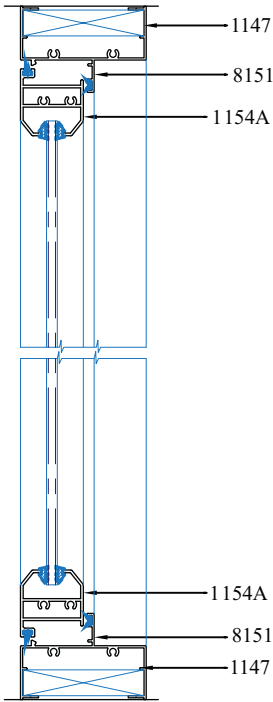
9151AT
Kg/m 0.731



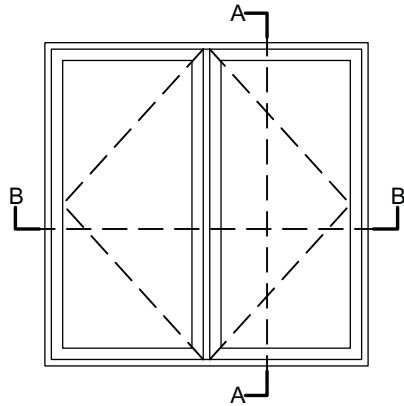
7154AT
Kg/m 0.888



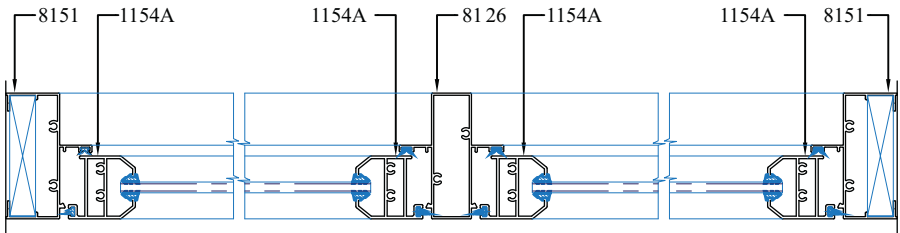
9153AT
Kg/m 1.101



SECTION :- A-A

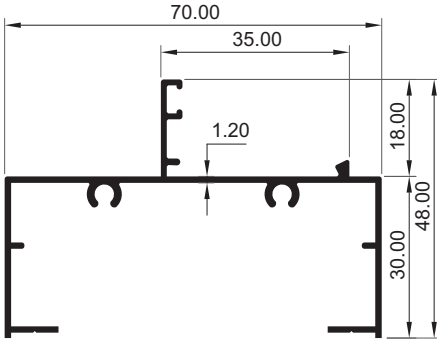


ELEVATION

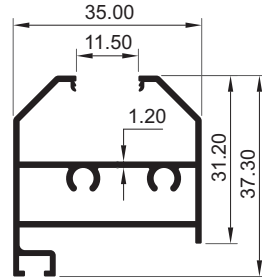


SECTION :- B - B

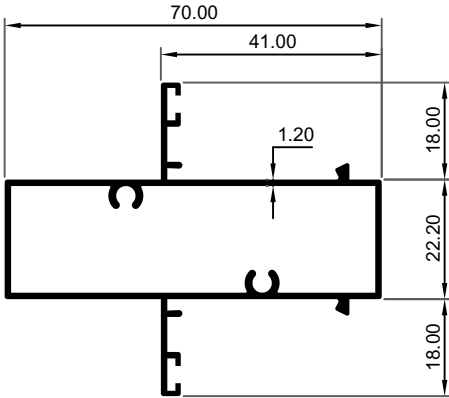
70mm CASEMENT WINDOW (1.20mm Thk.)



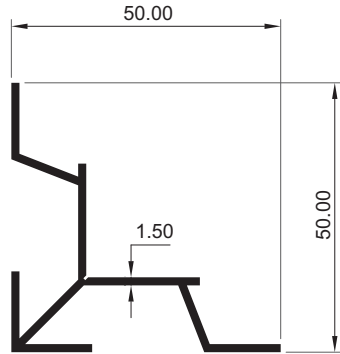
8151
Kg/m 0.706



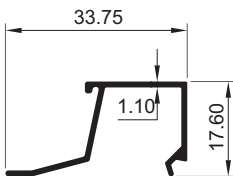
1154A
Kg/m 0.616



8126
Kg/m 0.935

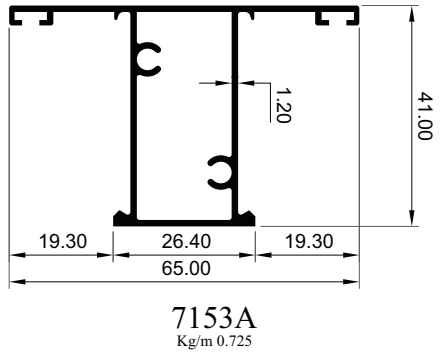
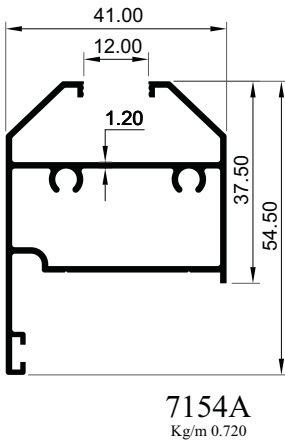
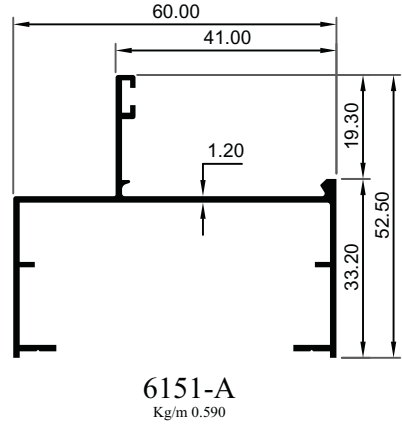
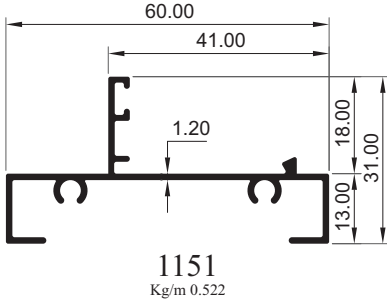


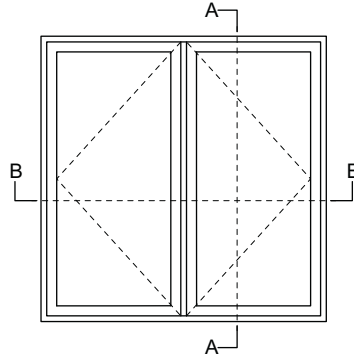
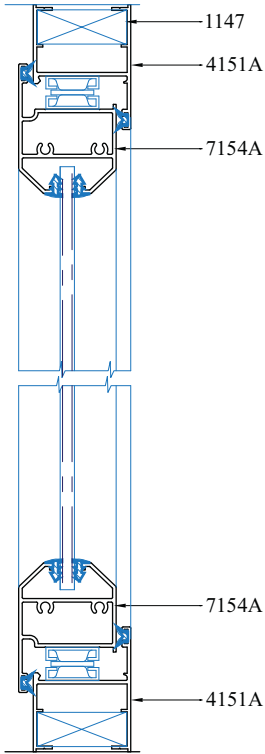
1147
Kg/m 0.605



3152
Kg/m 0.209

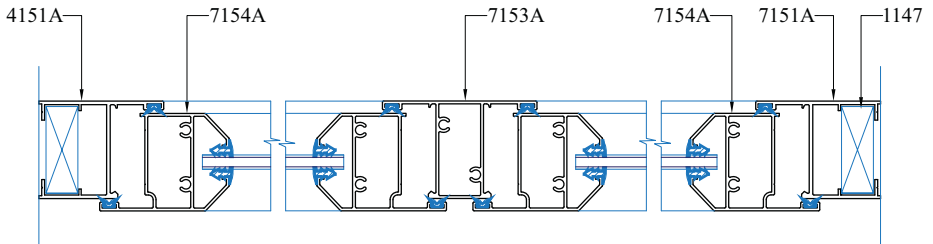
60mm CASEMENT WINDOW (1.20mm Thk.)



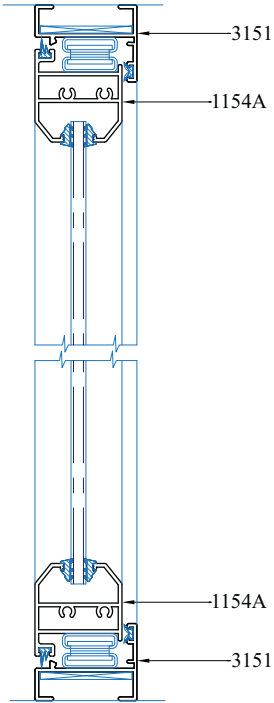


ELEVATION

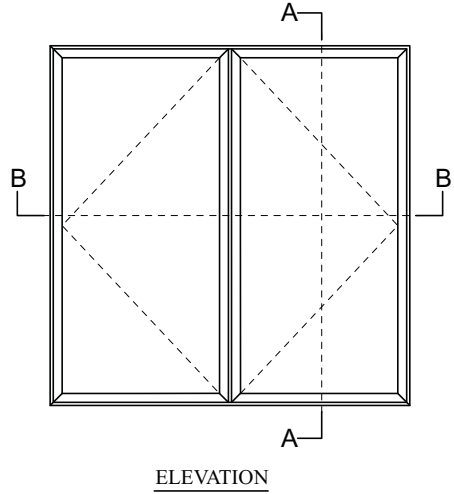
SECTION :- A-A



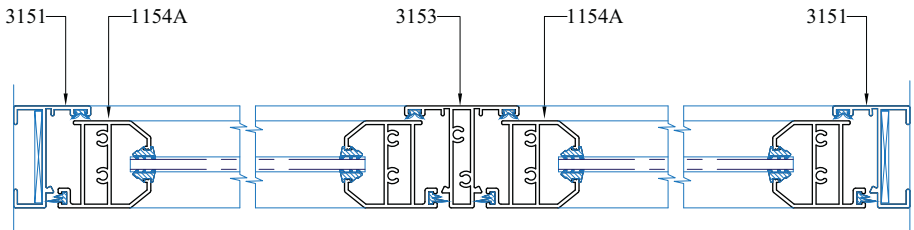
SECTION B-B



SECTION :- A-A

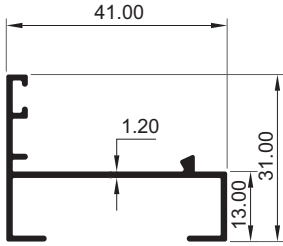


ELEVATION

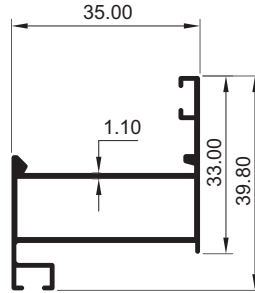


SECTION :- B-B

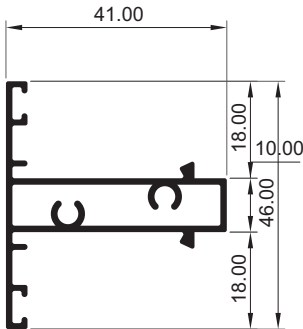
41mm CASEMENT WINDOW (1.20mm Thk.)



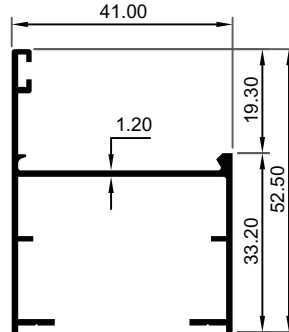
3151
Kg/m 0.407



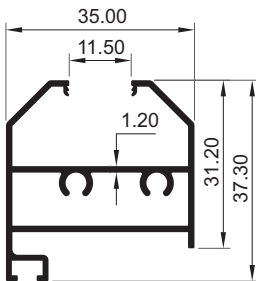
3154
Kg/m 0.495



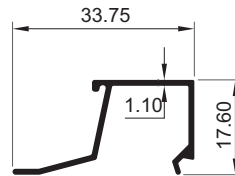
3153
Kg/m 0.662



4151-A
Kg/m 0.517

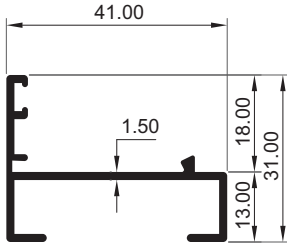


1154A
Kg/m 0.616

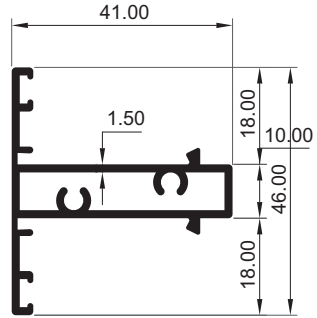


3152
Kg/m 0.209

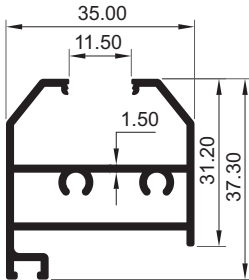
41mm CASEMENT WINDOW (1.50mm Thk.)



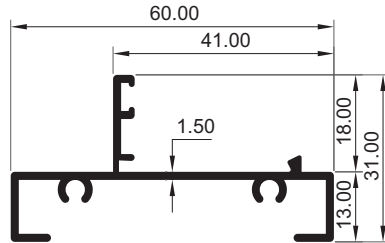
3151T
Kg/m 0.468



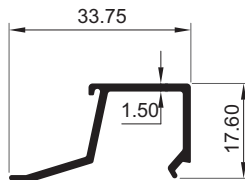
3153T
Kg/m 0.753



1154T
Kg/m 0.753

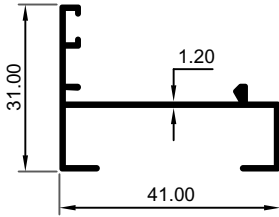


1151T
Kg/m 0.602

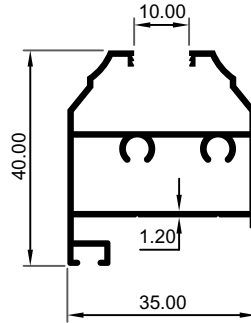


3152T
Kg/m 0.286

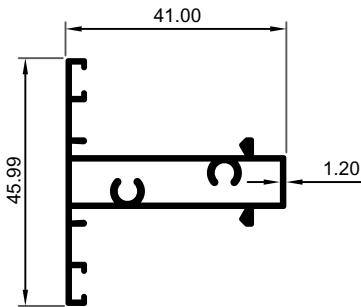
41mm CASEMENT WINDOW (1.20mm Thk. S/S)



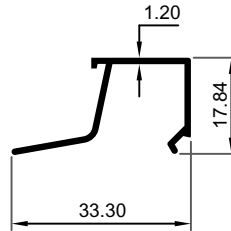
93151-S
Kg/m 0.407



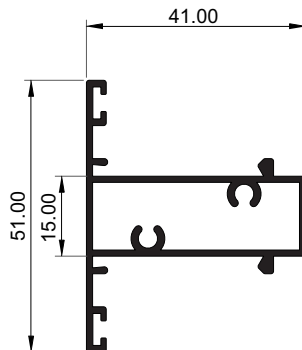
91154-S
Kg/m 0.616



93153-S
Kg/m 0.622

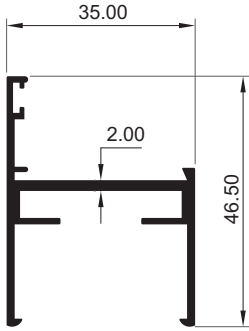


93152-S
Kg/m 0.220

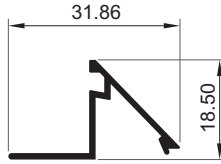


96153-S
Kg/m 0.618

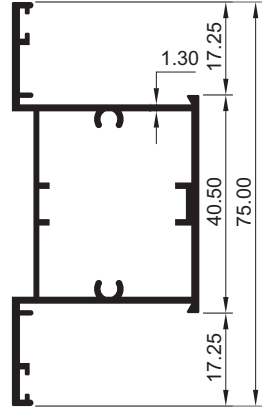
CL - 35mm CASEMENT WINDOW



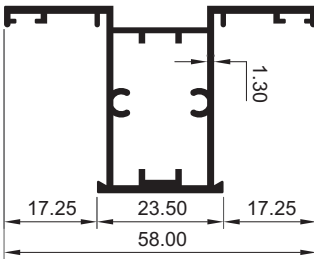
CL1
Kg/m 0.616



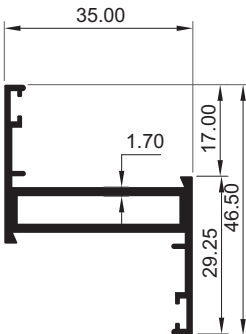
CL4
Kg/m 0.198



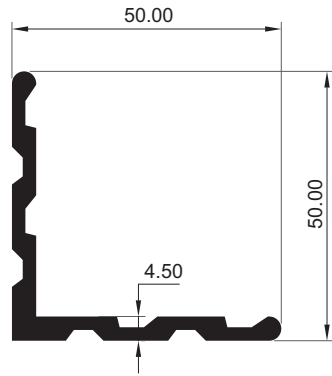
CL05RW
Kg/m 1.100



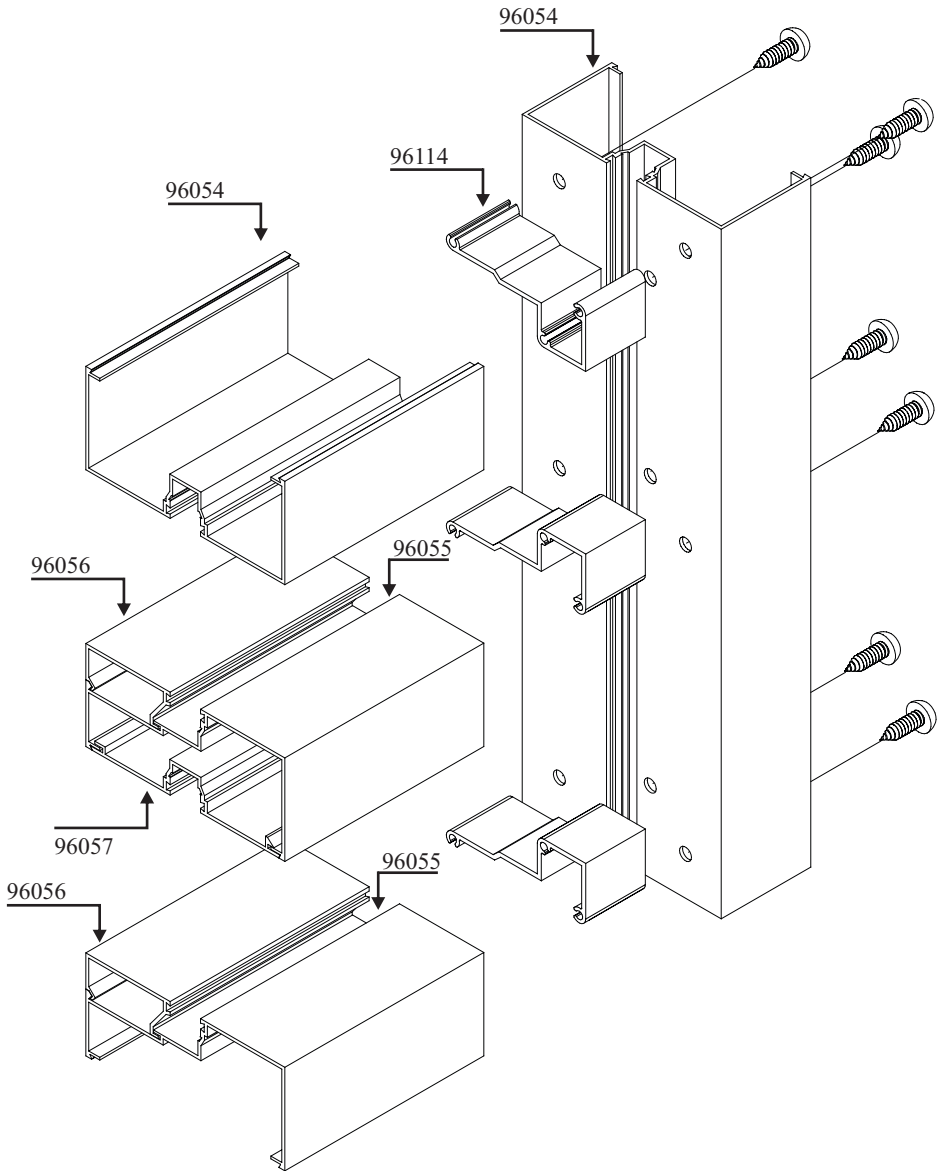
CL2
Kg/m 0.770

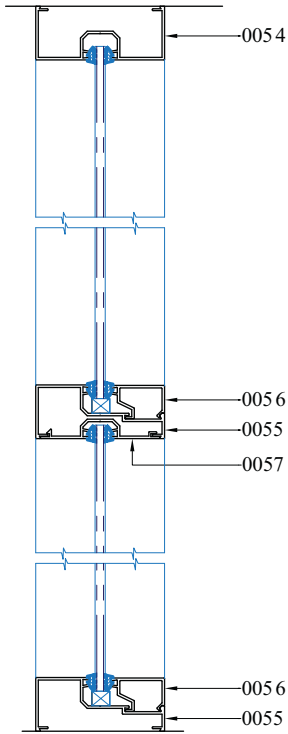


CL3
Kg/m 0.616

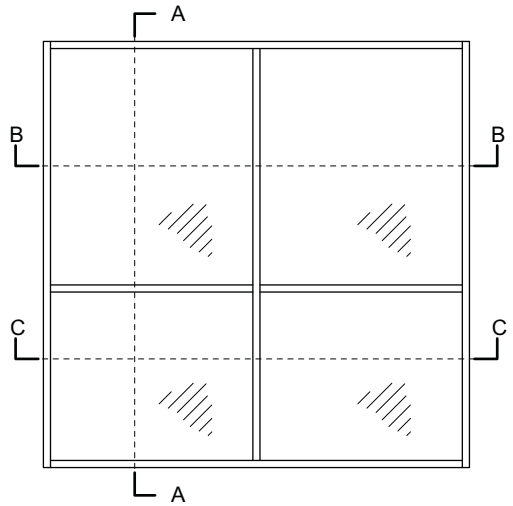


CL05
Kg/m 0.891

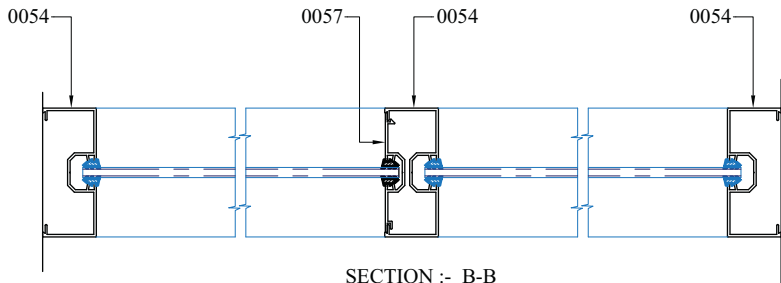




SECTION :- A-A

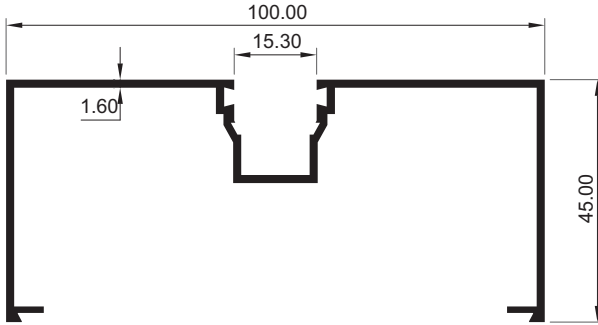


ELEVATION

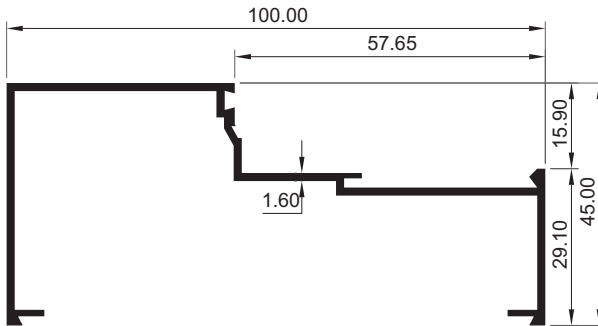


SECTION :- B-B

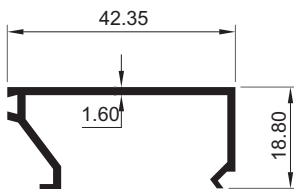
100mm SHOP FRONT(1.60 mm Thk.)



96054
Kg/m 0.985

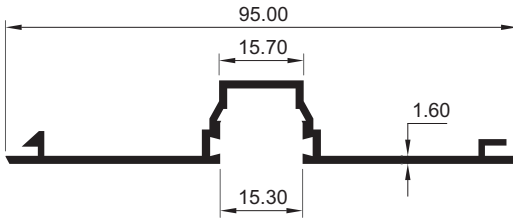


96055
Kg/m 0.865

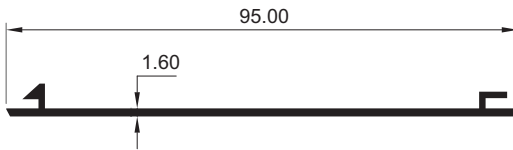


96056
Kg/m 0.368

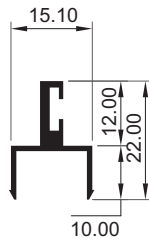
100mm SHOP FRONT(1.60 mm Thk.)



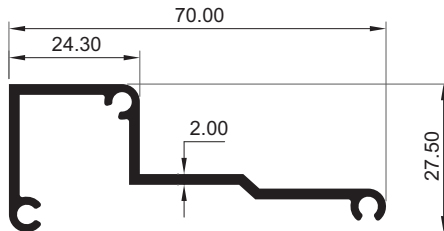
96057
Kg/m 0.560



96058
Kg/m 0.440

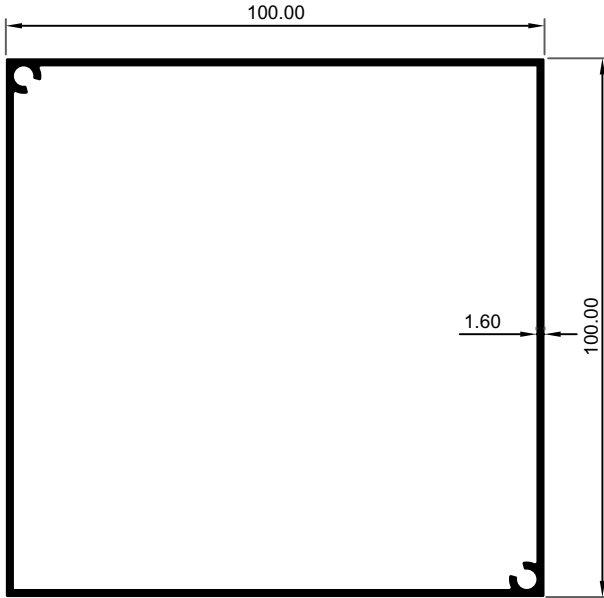


96059
Kg/m 0.200

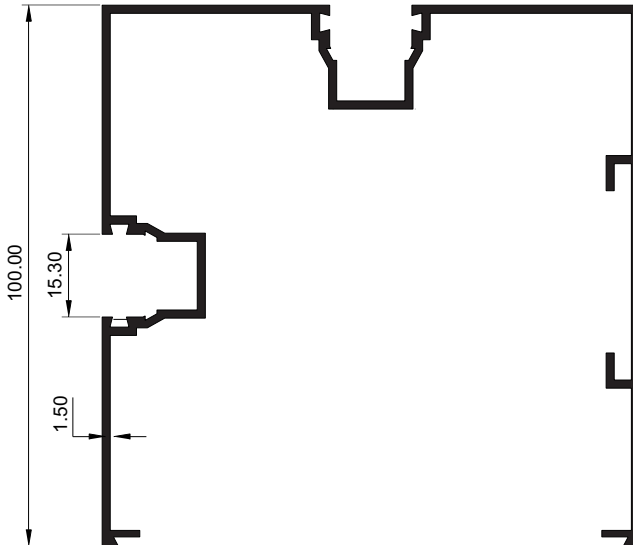


96114
Kg/m 0.717

100mm SHOP FRONT(1.60mm Thk.)

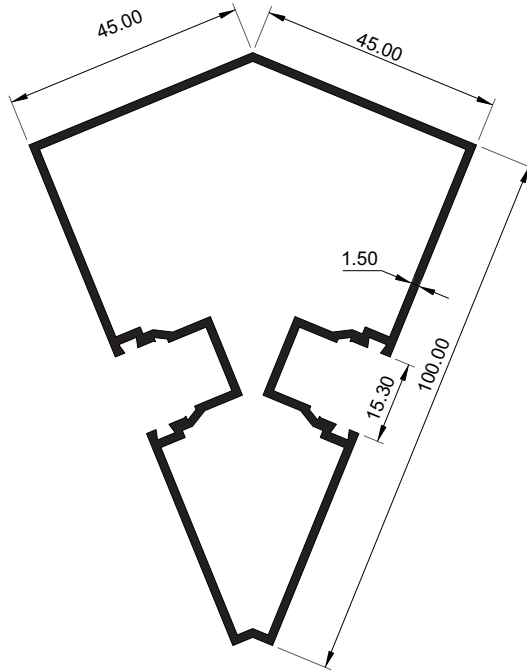


6061
Kg/m 1.776

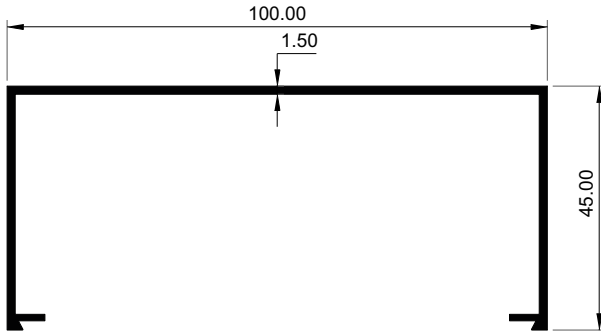


96062
Kg/m 1.685

100mm SHOP FRONT(1.50 mm Thk.)

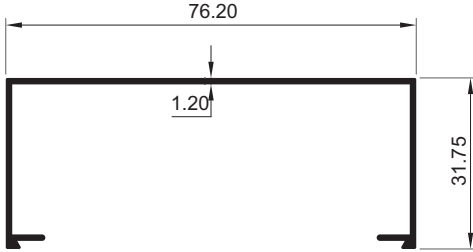


96063
Kg/m 1.583

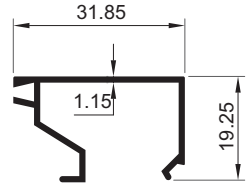


96053
Kg/m 0.578

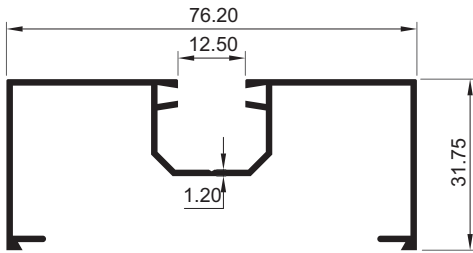
76.20mm SHOP FRONT(1.20mm Thk.)



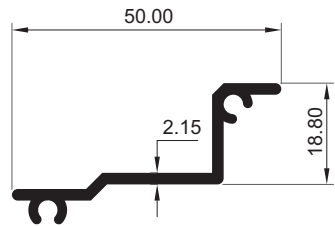
0053
Kg/m 0.500



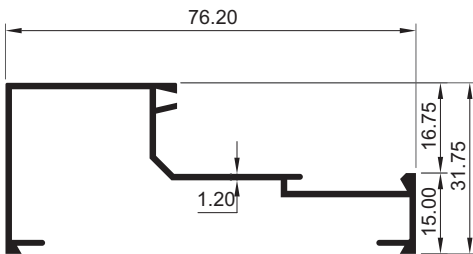
0056
Kg/m 0.286



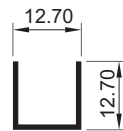
0054
Kg/m 0.670



0114
Kg/m 0.457

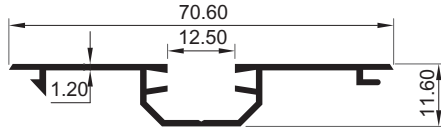


0055
Kg/m 0.570

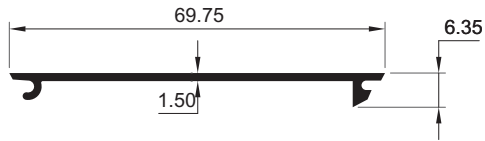


0012
Kg/m 0.095

76.20mm SHOP FRONT(1.20mm Thk.)

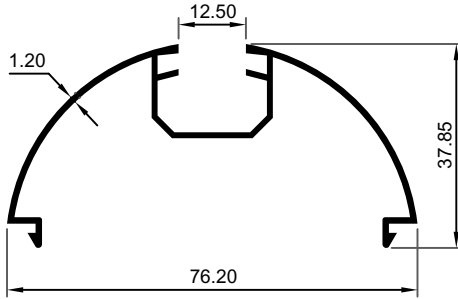


0057
Kg/m 0.402

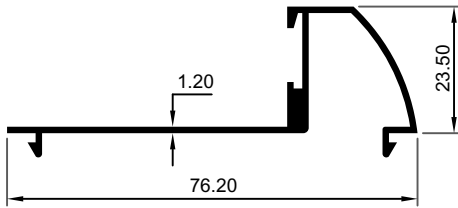


0058
Kg/m 0.347

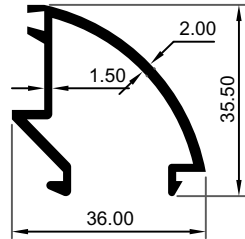
76.20mm ROUND SHOP FRONT(1.20mm Thk.)



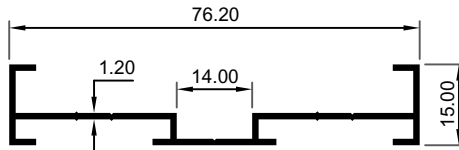
0521
Kg/m 0.627



0522
Kg/m 0.539

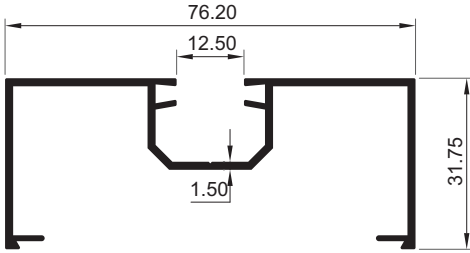


0523
Kg/m 0.418

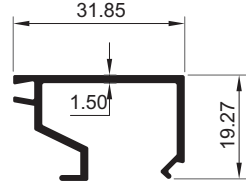


0524
Kg/m 0.407

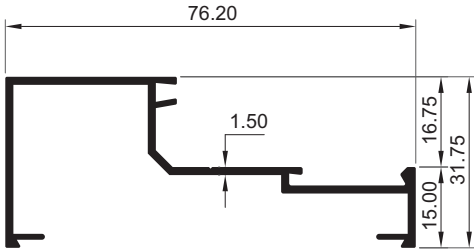
76.20mm SHOP FRONT(1.50mm Thk)



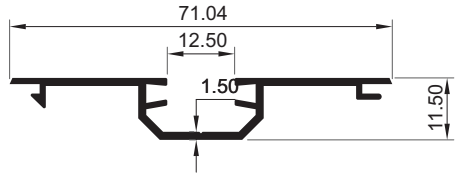
0054T
Kg/m 0.812



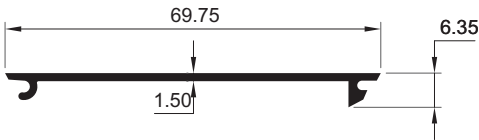
0056T
Kg/m 0.340



0055T
Kg/m 0.672

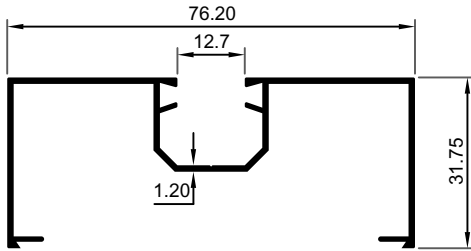


0057T
Kg/m 0.463

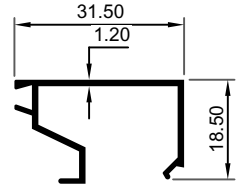


0058T
Kg/m 0.347

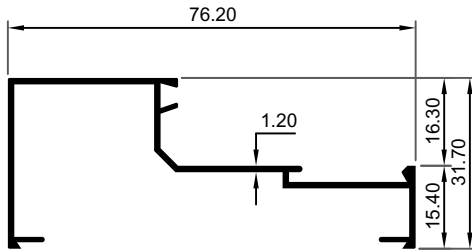
76.20mm SHOP FRONT(1.20mm Thk.S/S)



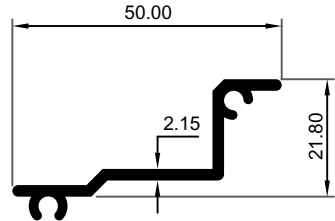
9054-S
Kg/m 0.645



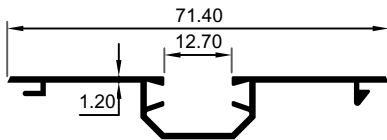
9056-S
Kg/m 0.265



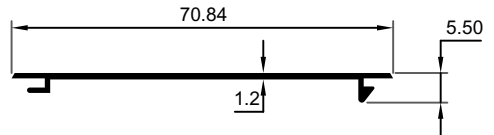
9055-S
Kg/m 0.550



0114
Kg/m 0.457

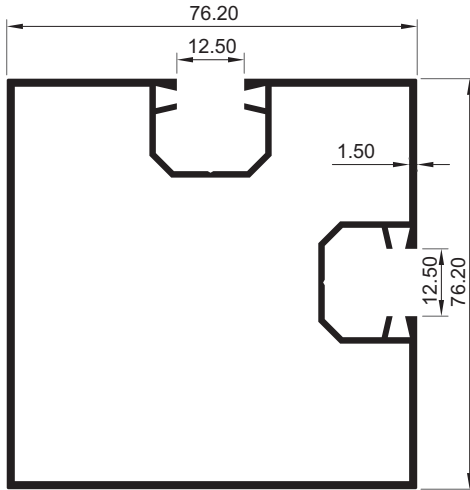


9057-S
Kg/m 0.370

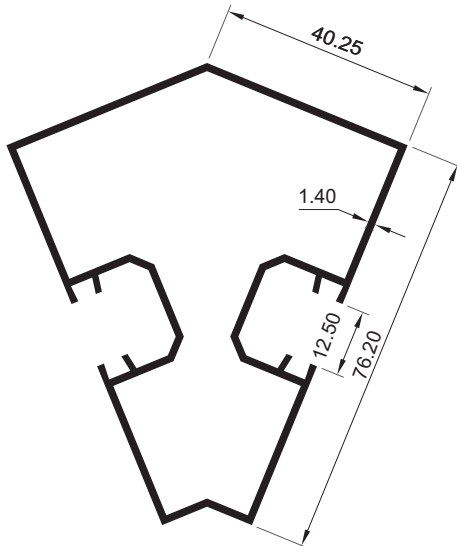


9058-S
Kg/m 0.270

76.20mm SHOP FRONT(1.50mm Thk.)

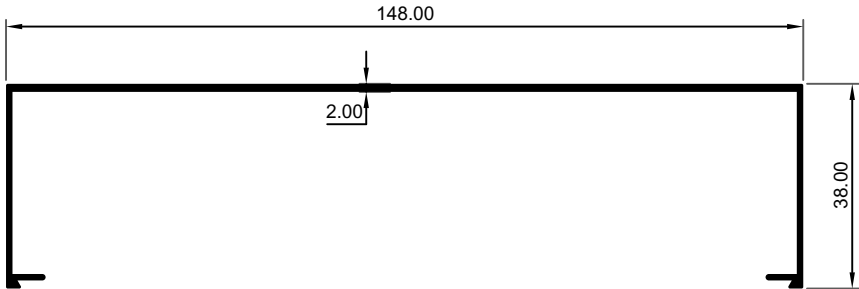


94054-S
Kg/m 1.585

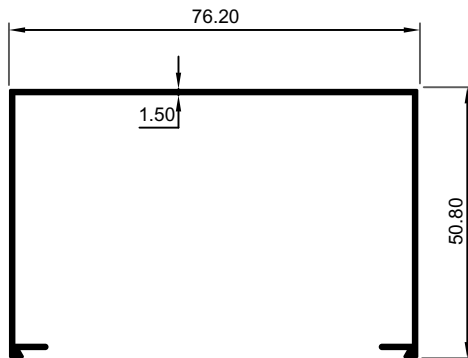


1054
Kg/m 1.320

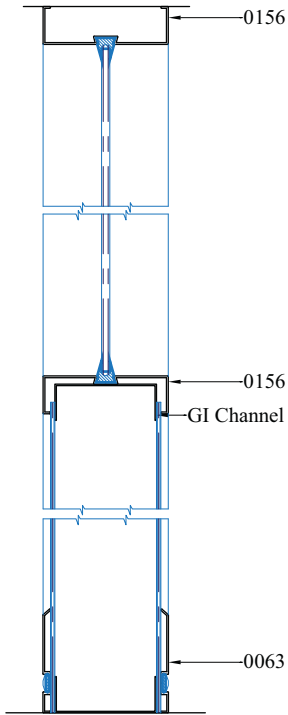
76.20mm SHOP FRONT(1.50mm Thk.)



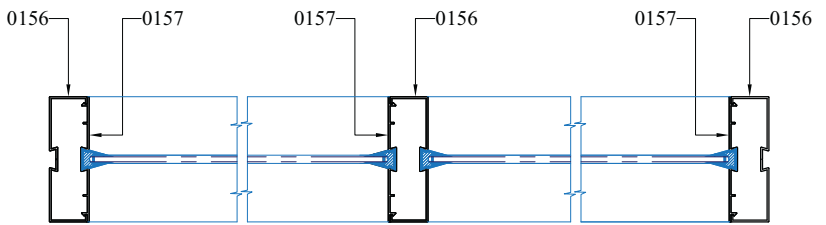
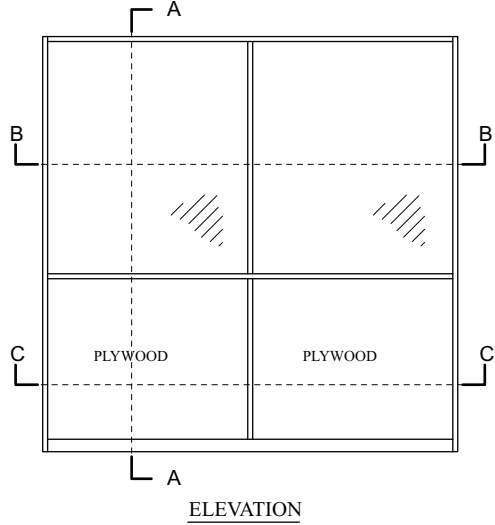
7053
Kg/m 1.440



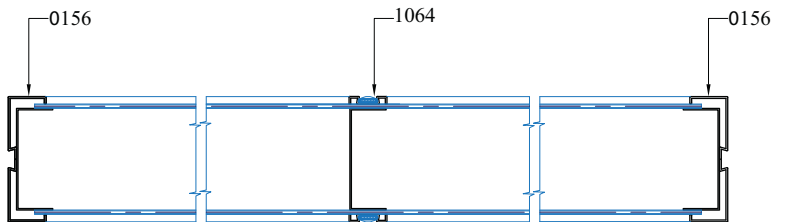
2053
Kg/m 0.924



SECTION :- A-A

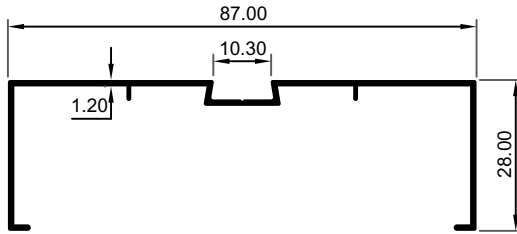


SECTION :- C-C

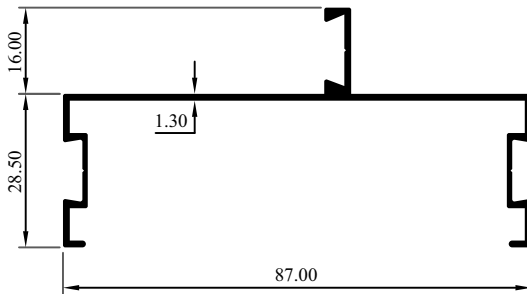


SECTION :- B-B

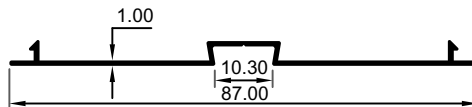
87mm PARTITION(1.20mm Thk.)



0061
Mx:Kg/m0.523

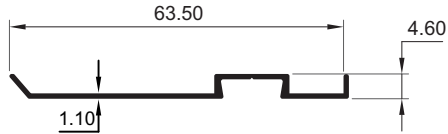


0060
Mx:Kg/m 0.737

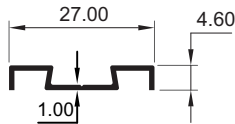


0062
Mx:Kg/m0.286

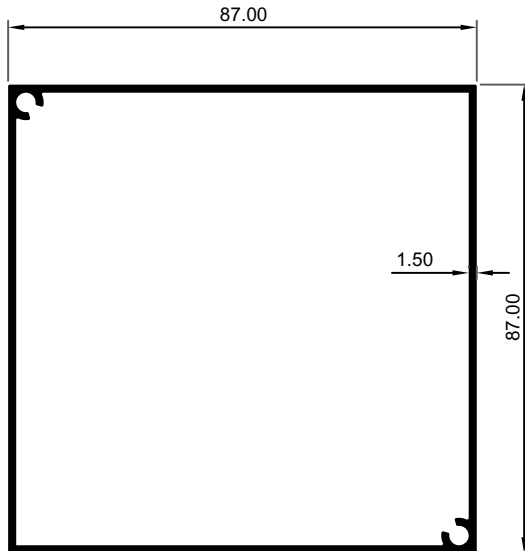
87mm PARTITION(1.20mm Thk.)



0063
Kg/m 0.248

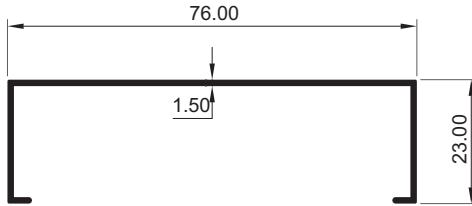


0064
Kg/m 0.112

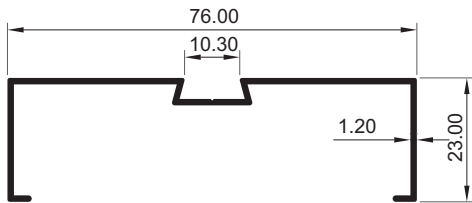


6060
Kg/m 1.455

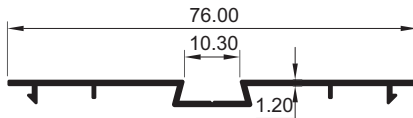
76mm PARTITION(1.20mm Thk.)



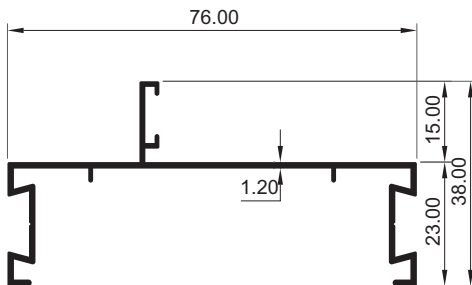
0155
Kg/m 0.578



0156
Kg/m 0.470

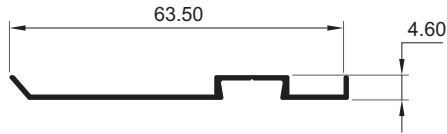


0157
Kg/m 0.325

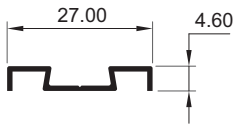


0158
Kg/m 0.585

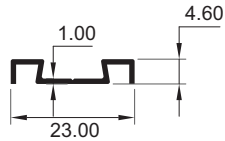
76mm PARTITION(1.20mm Thk.)



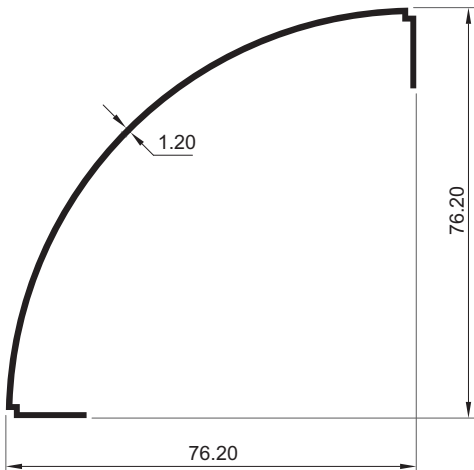
0063
Kg/m 0.248



0064
Kg/m 0.112

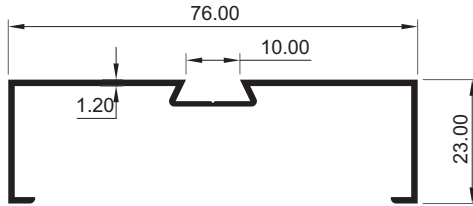


1064
Kg/m 0.110

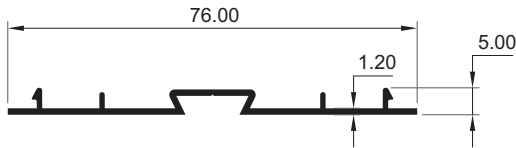


0159
Kg/m 0.458

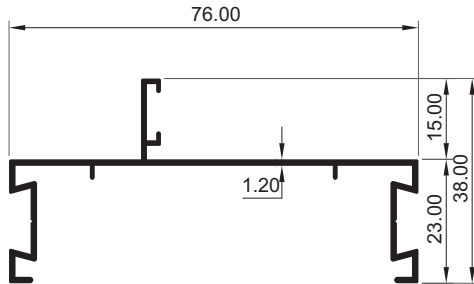
76mm PARTITION(1.20mm Thk.) S/S



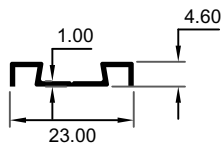
9156
Kg/m 0.470



9157
Kg/m 0.319

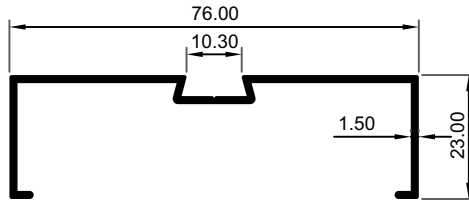


9158
Kg/m 0.585

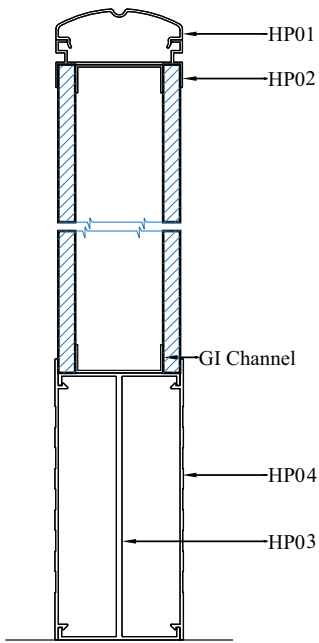


91064
Kg/m 0.110

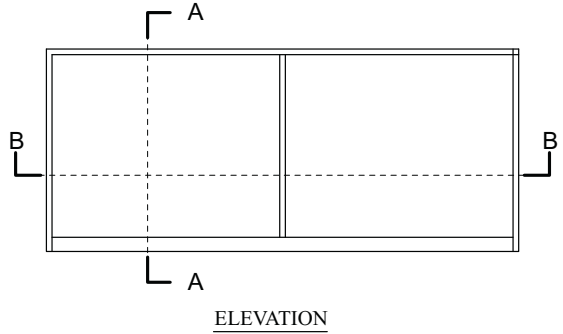
76mm PARTITION(1.50mm Thk.)



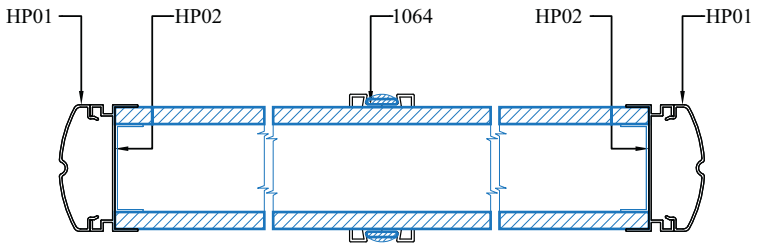
0156T
Kg/m 0.578



SECTION :- A-A



ELEVATION




SECTION :- B-B

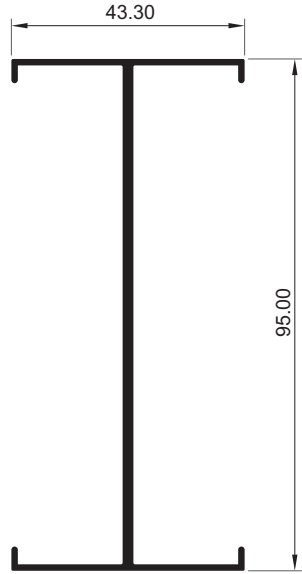
50mm PARTITION



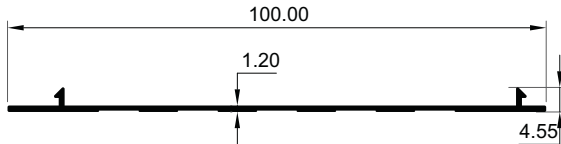
HP01
Kg/m 0.172



HP02
Kg/m 0.225

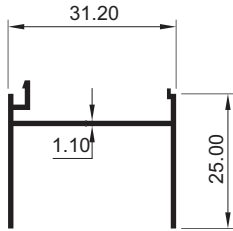


HP03
Kg/m 0.858

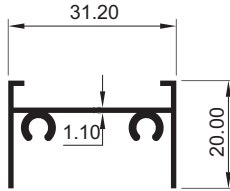


HP04
Kg/m 0.363

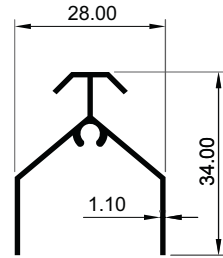
LOUVER



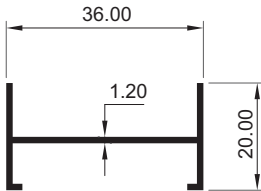
5001
Kg/m 0.281



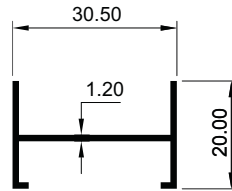
5002
Kg/m 0.284



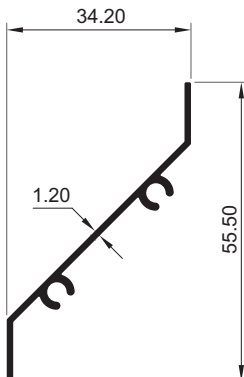
5003
Kg/m 0.281



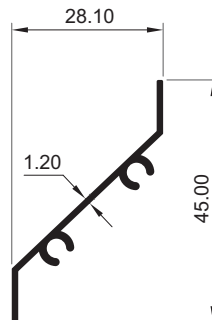
0516
Kg/m 0.280



0516R
Kg/m 0.259

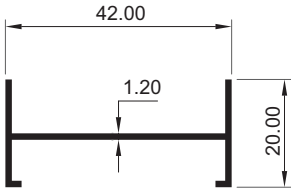


1052
Kg/m 0.275

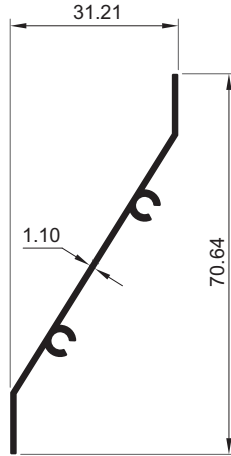


1052R
Kg/m 0.281

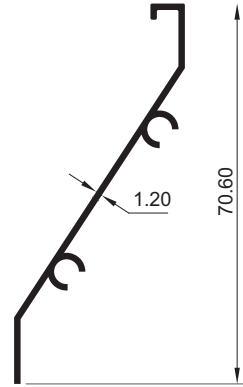
LOUVER



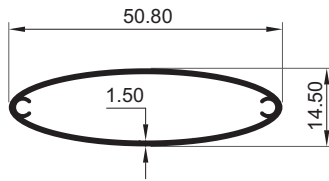
1516
Kg/m 0.270



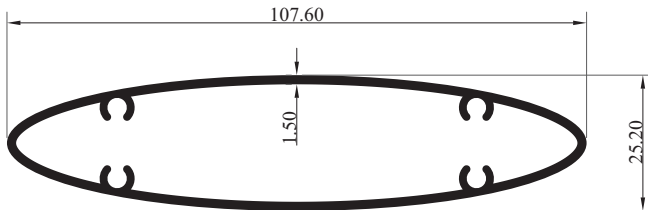
0052
Kg/m 0.297



3052
Kg/m 0.332

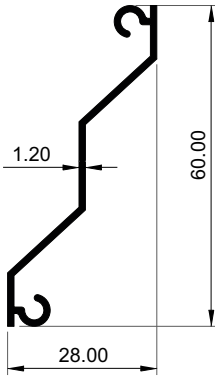


KA01
Kg/m 0.468

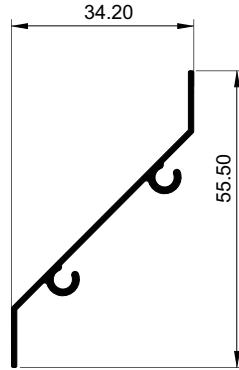


4052
Kg/m 1.040

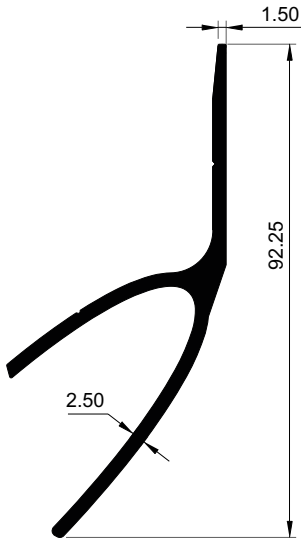
LOUVER



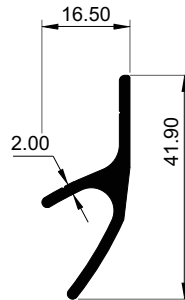
92052
Kg/m 0.330



6052
Kg/m 0.286

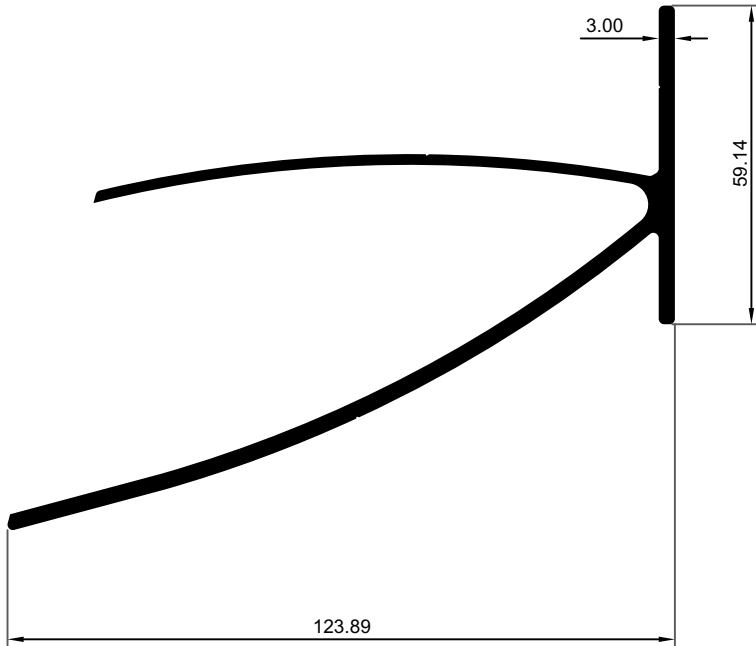


5521
Kg/m 1.037



KA02
Kg/m 0.397

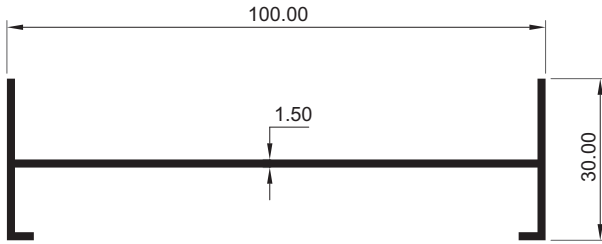
LOUVER



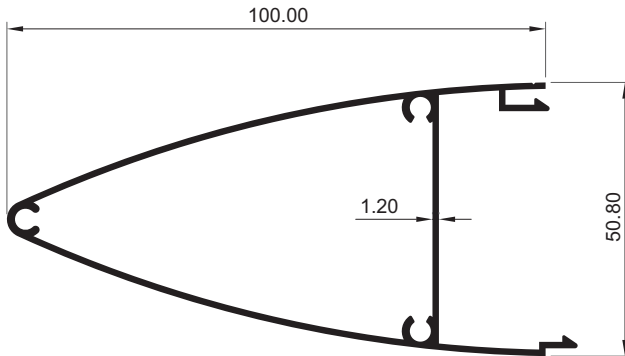
5518

Kg/m 2.120


ELLIPTICAL LOUVER



5516
Kg/m 0.680

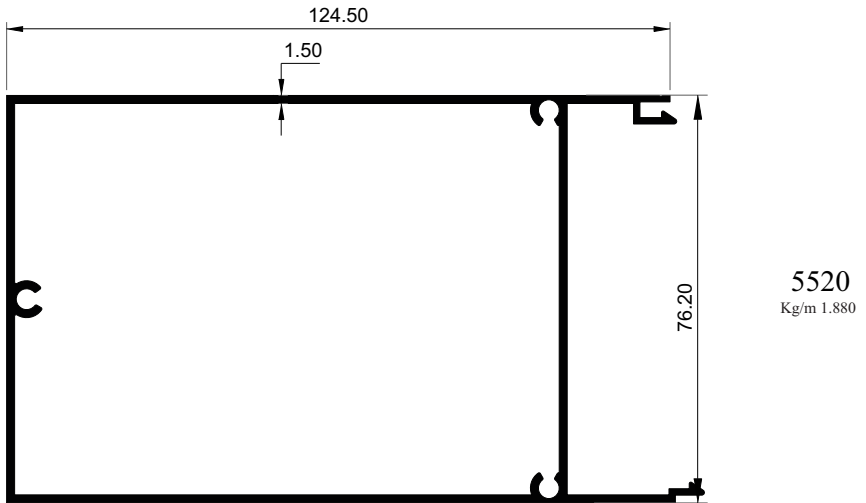
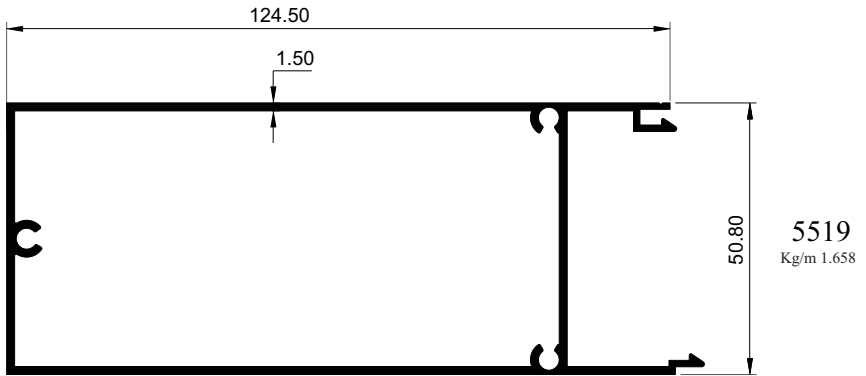


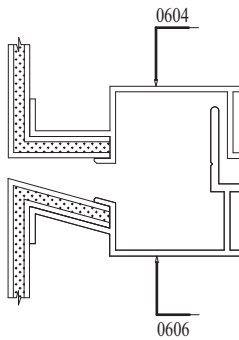
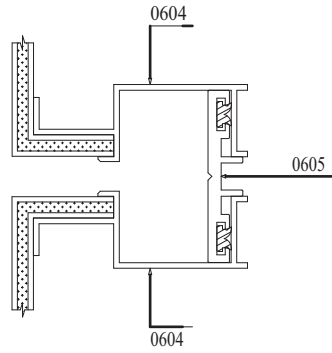
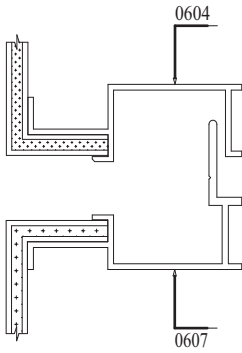
5052
Kg/m 0.940



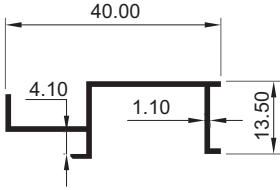
5517
Kg/m 1.348

PERGOLA

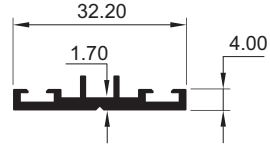




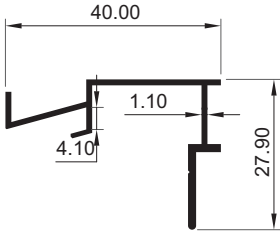
CLADDING



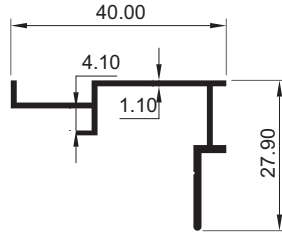
0604
Kg/m 0.242



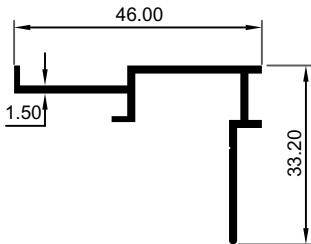
0605
Kg/m 0.264



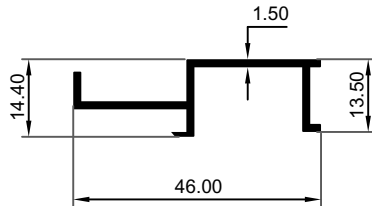
0606
Kg/m 0.297



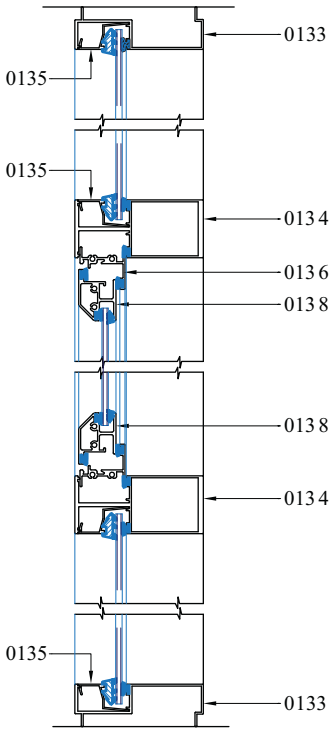
0607
Kg/m 0.297



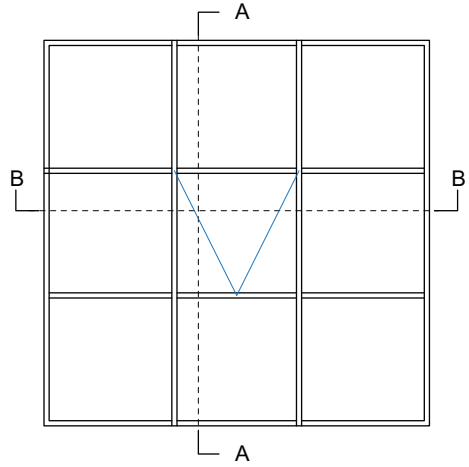
1607
Kg/m 0.407



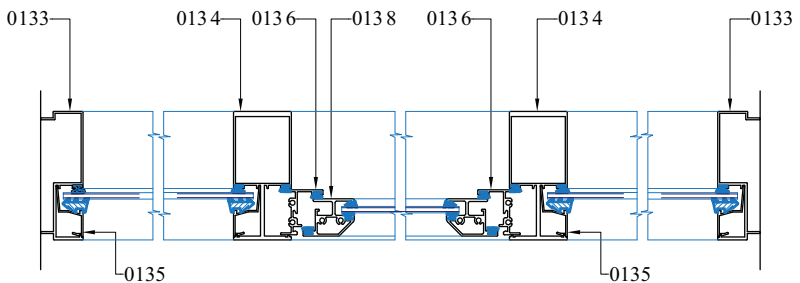
1604
Kg/m 0.352



SECTION :- A-A

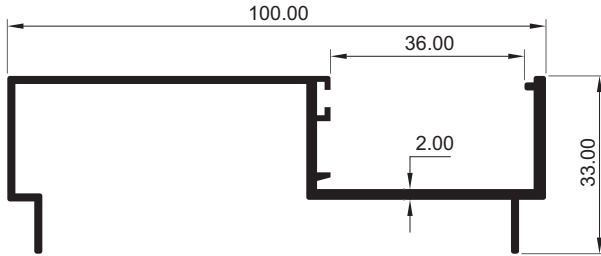


ELEVATION

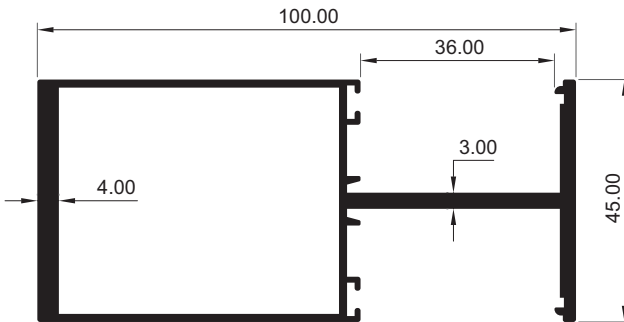


SECTION :- B-B

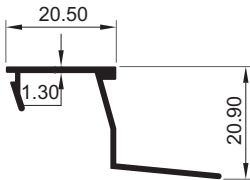
CURTAIN WALL - 'A' - (Comsash)



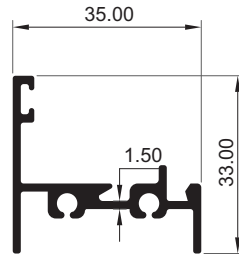
0133
Kg/m 1.089



0134
Kg/m 2.024

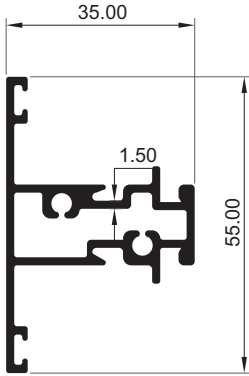


0135
Kg/m 0.209

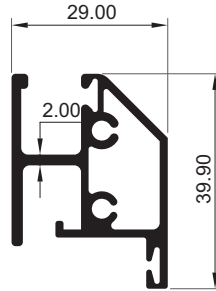


0136
Kg/m 0.506

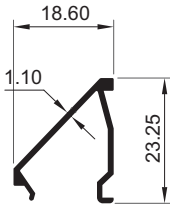
CURTAIN WALL - 'A' - (Comsash)



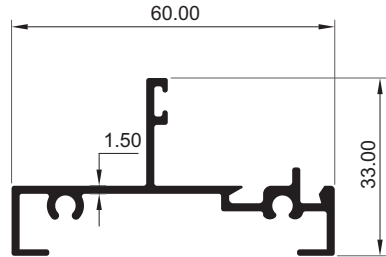
0137
Kg/m 0.840



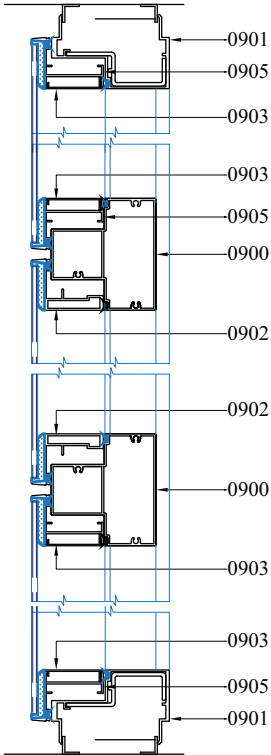
0138
Kg/m 0.712



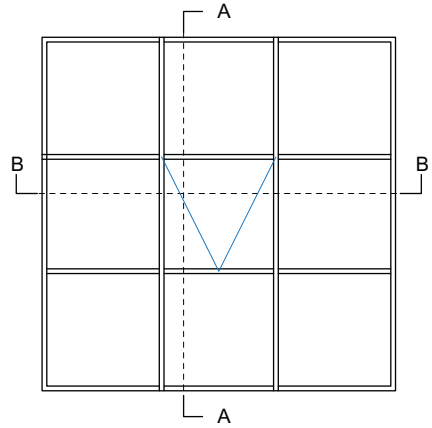
0139
Kg/m 0.184



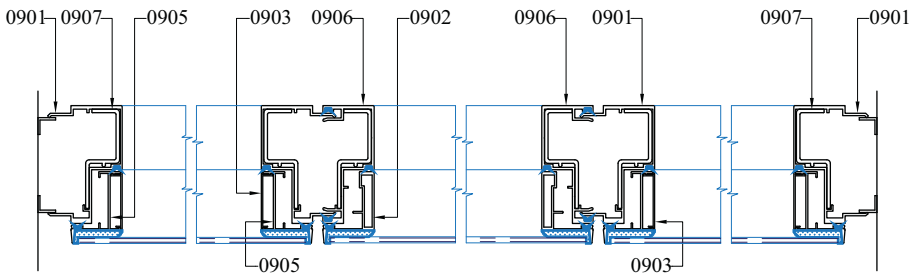
1136
Kg/m 0.667



SECTION :- A-A

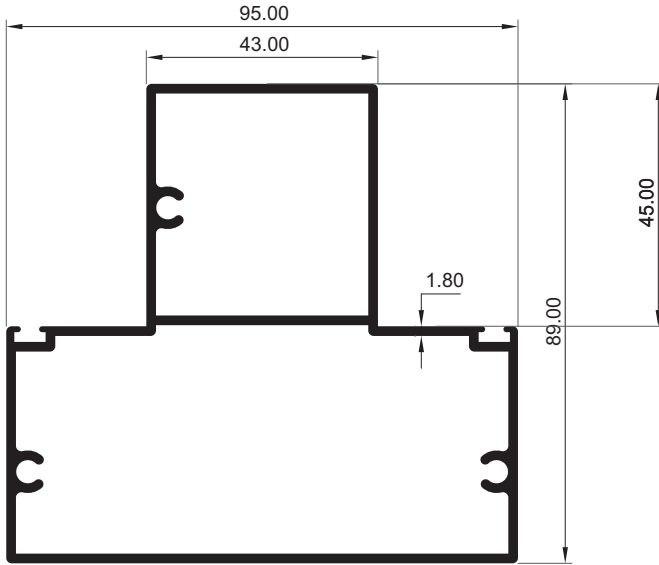


ELEVATION

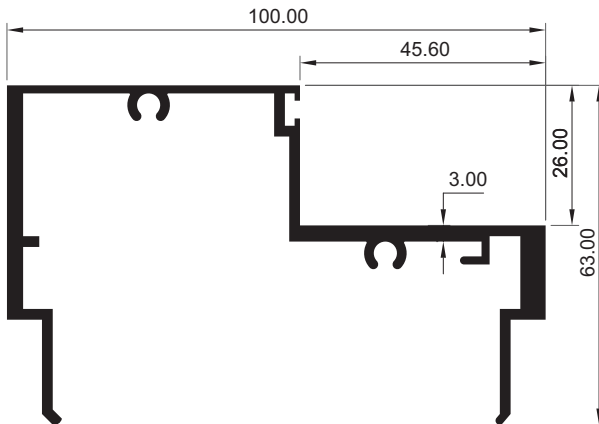


SECTION :- B-B

CURTAIN WALL - B

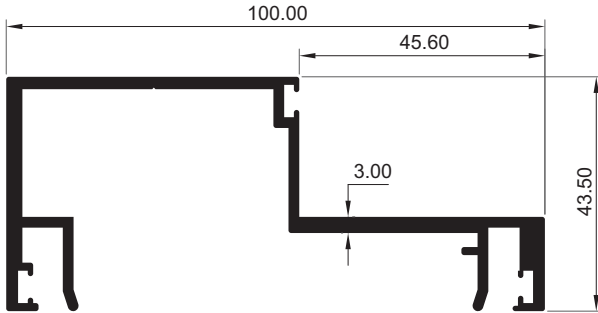


0900
Kg/m 2.228

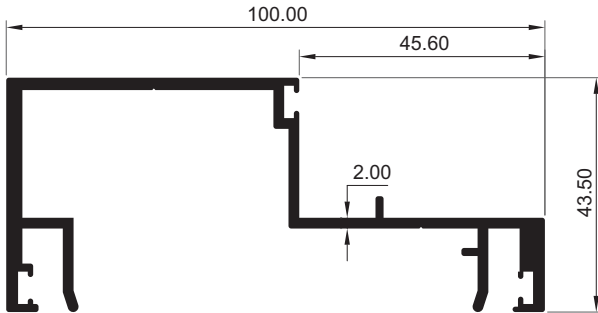


0901R
Kg/m 1.802

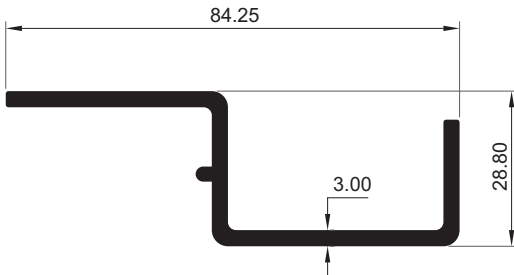
CURTAIN WALL - B



0906R
Kg/m 1.637

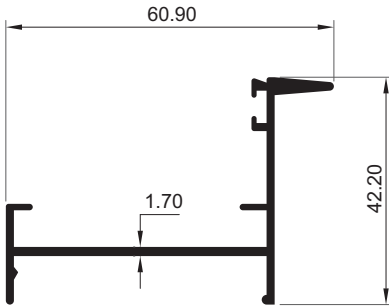


0906
Kg/m 1.601

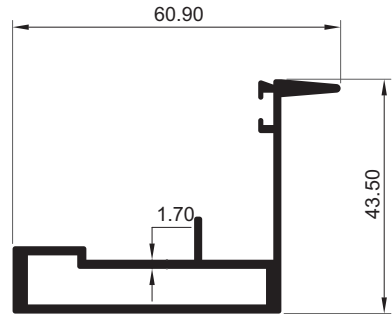


0907
Kg/m 1.133

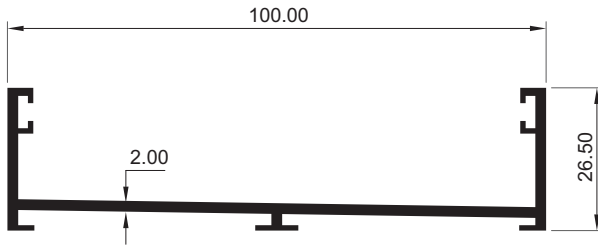
CURTAIN WALL - B



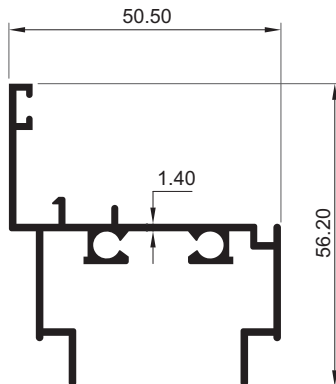
0905
Kg/m 0.622



0902
Kg/m 0.924

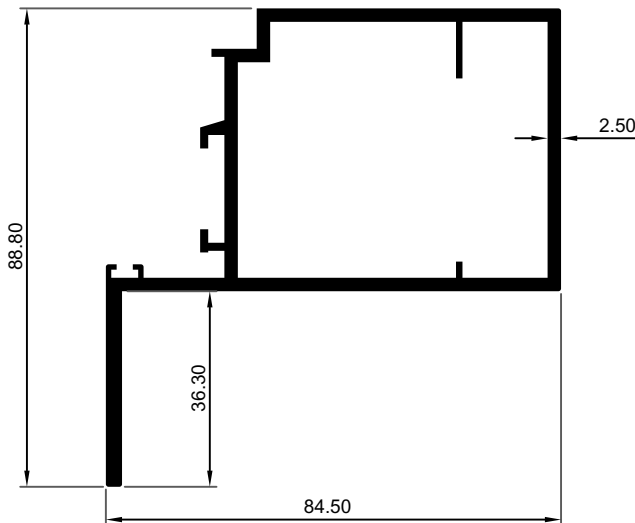
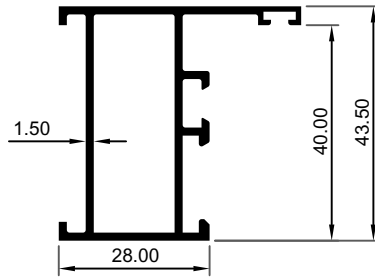
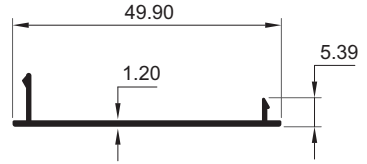
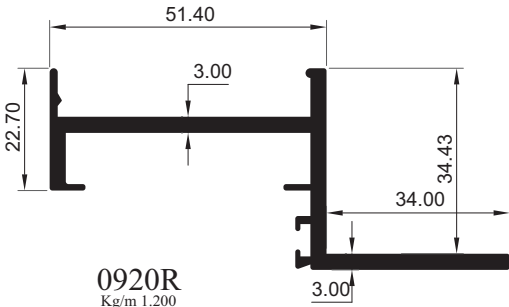


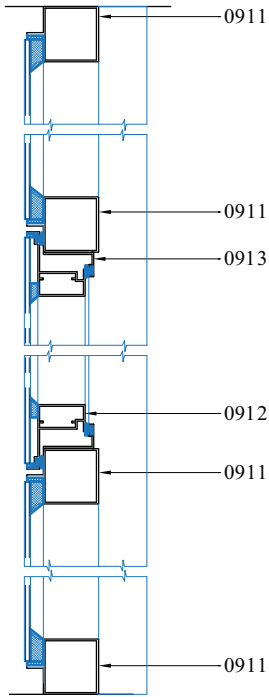
0919
Kg/m 0.973



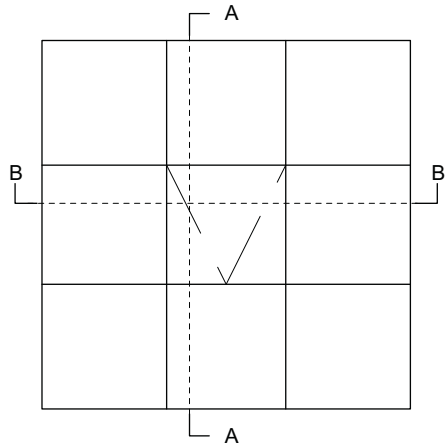
0904
Kg/m 0.814

CURTAIN WALL - B

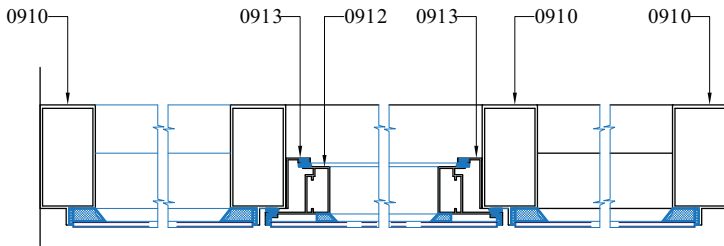




SECTION :- A-A

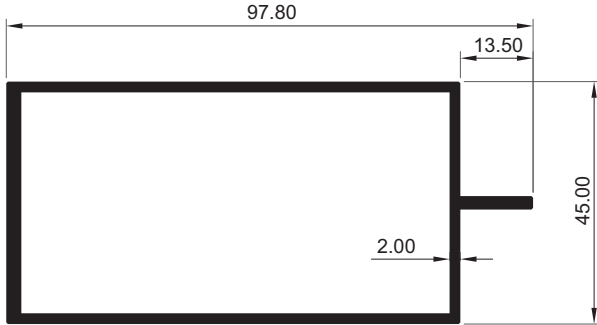


ELEVATION

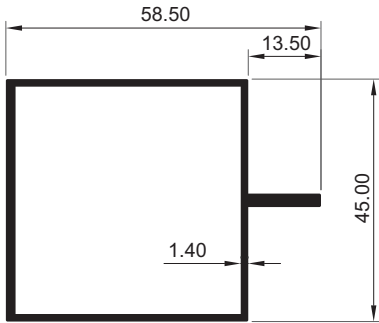


SECTION :- B - B

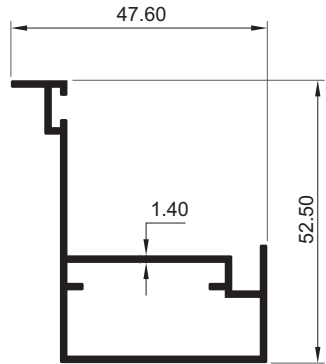
CURTAIN WALL - C



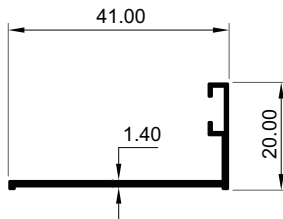
0910
Kg/m 1.667



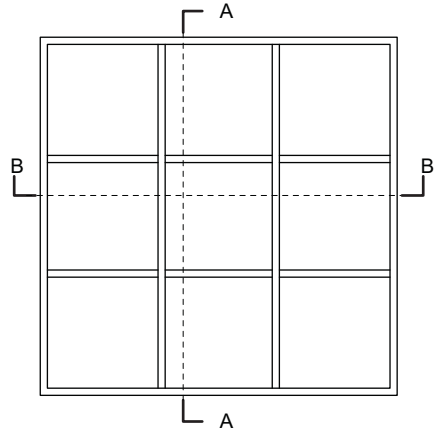
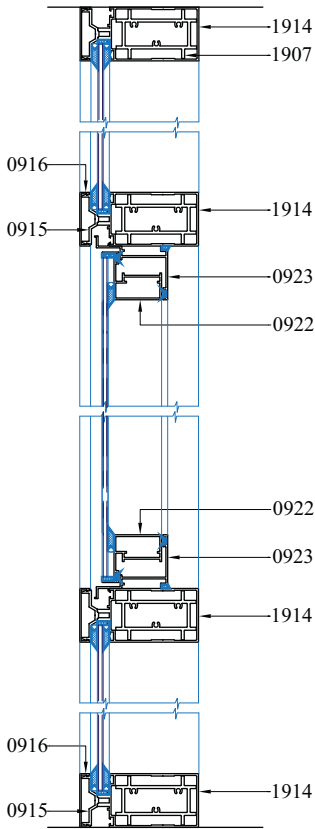
0911
Kg/m 0.880



0912
Kg/m 0.721

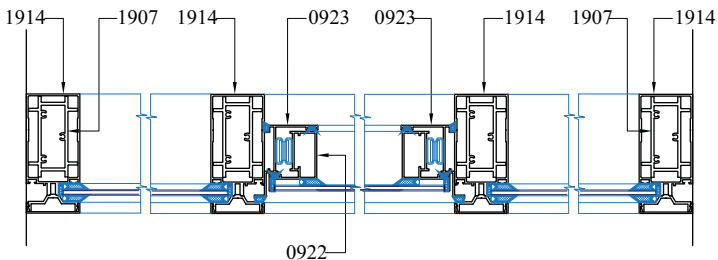


0913
Kg/m 0.270



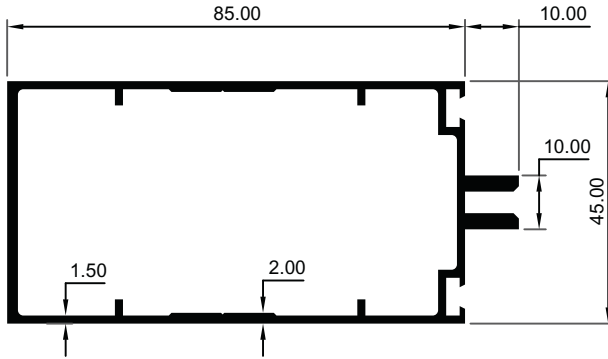
ELEVATION

SECTION :- A-A

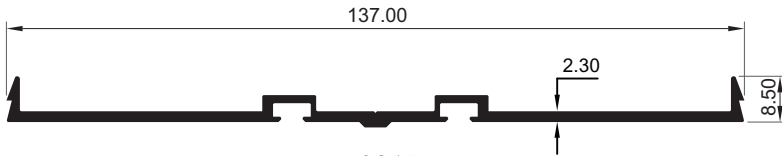


SECTION :- B-B

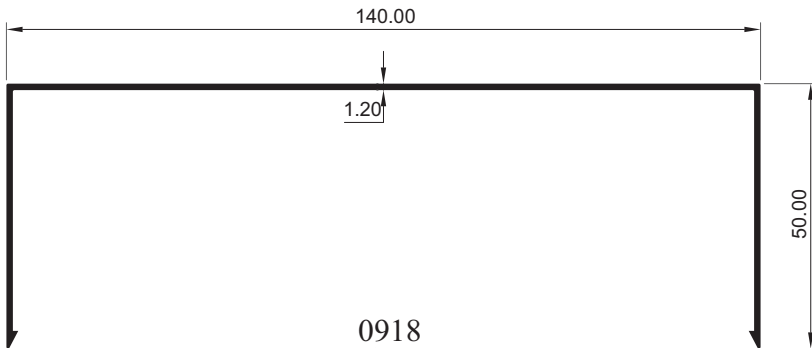
CURTAIN WALL - D



0914
Kg/m 1.430

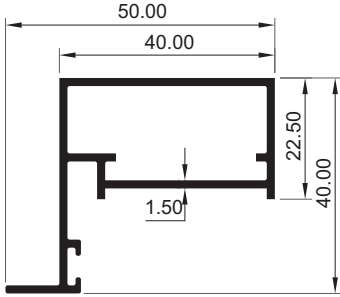


0917
Kg/m 0.910

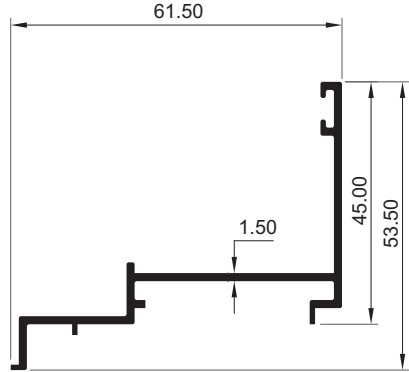


0918
Kg/m 0.810

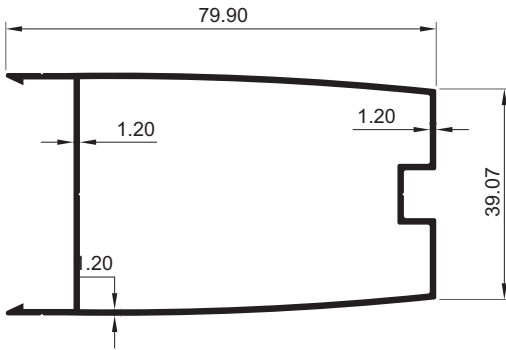
CURTAIN WALL - D



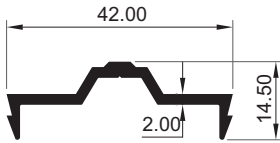
0922
Kg/m 0.712



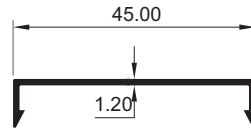
0923
Kg/m 0.605



0924
Kg/m 0.914

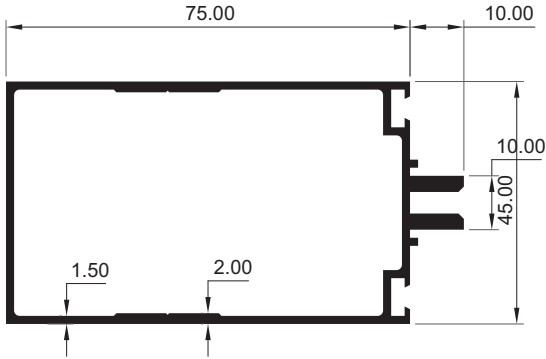


0915
Kg/m 0.358

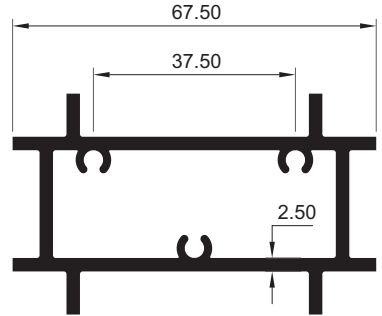


0916
Kg/m 0.215

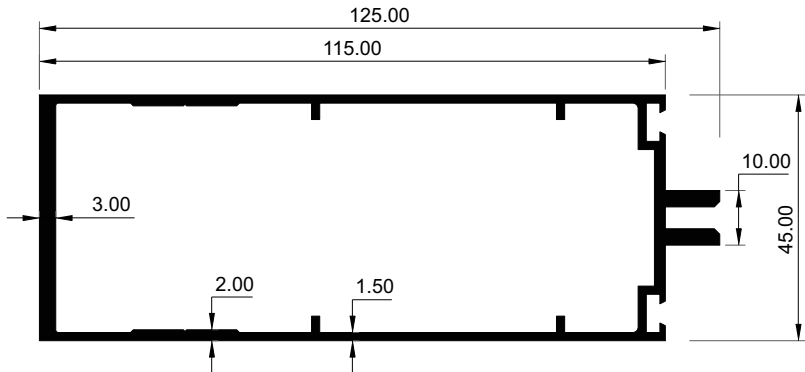
CURTAIN WALL - D



1914
Kg/m 1.273

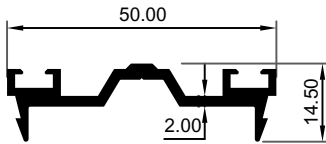
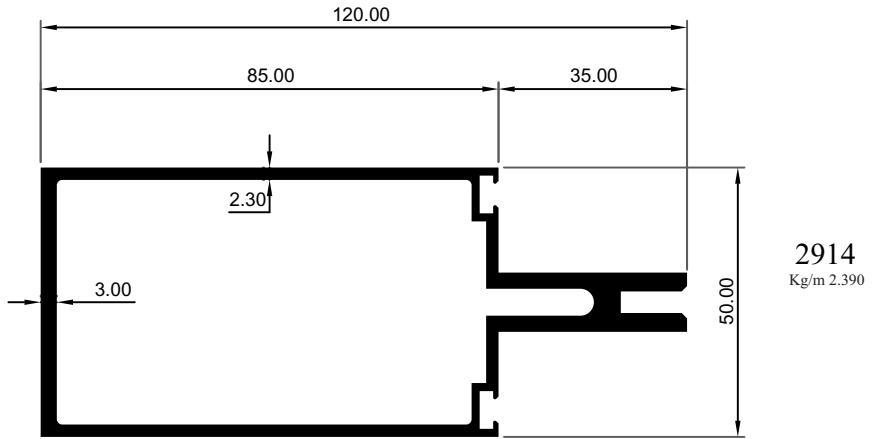


1907
Kg/m 1.525

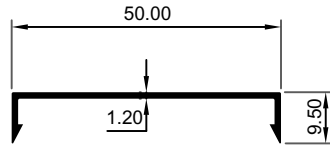


3914
Kg/m 1.811

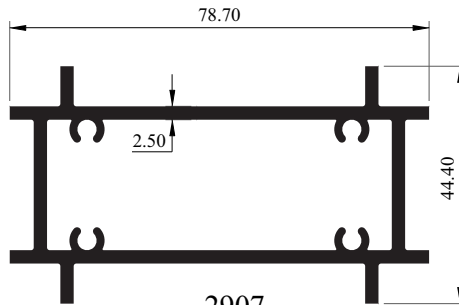
CURTAIN WALL - D



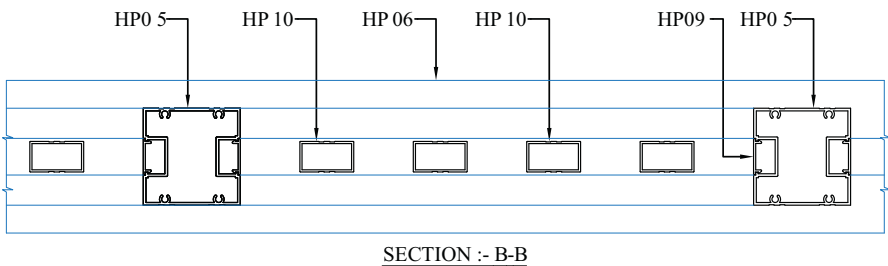
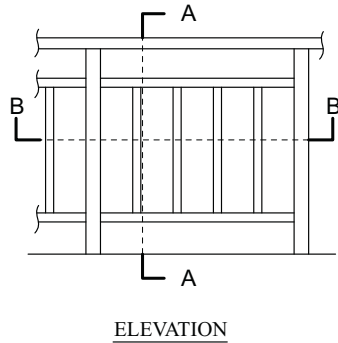
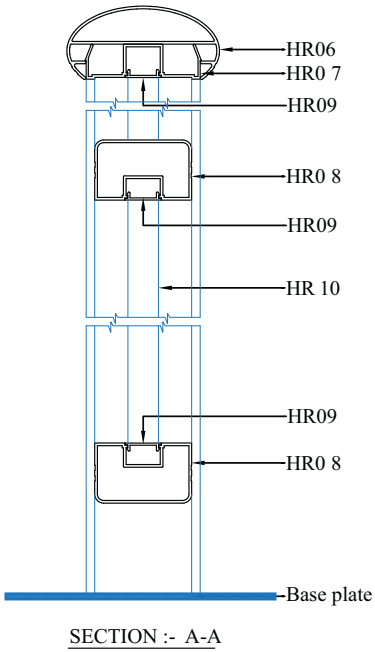
2915
Kg/m 0.535



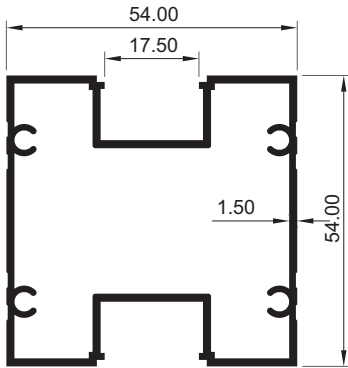
2916
Kg/m 0.239



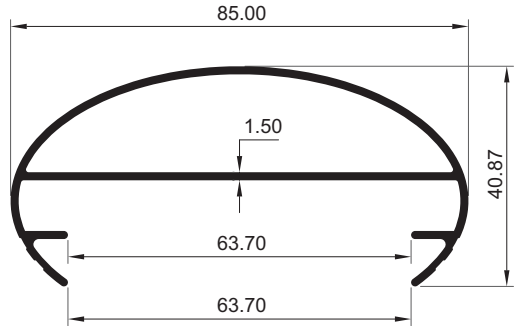
2907
Kg/m 1.737



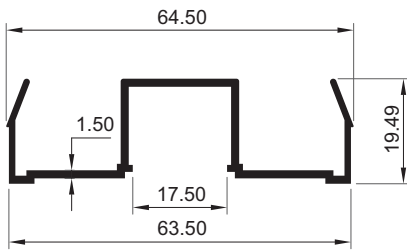
HAND RAIL



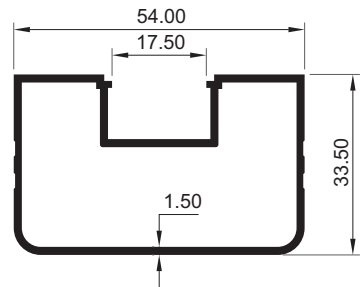
HR-05
Kg/m 1.215



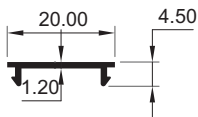
HR-06
Kg/m 1.005



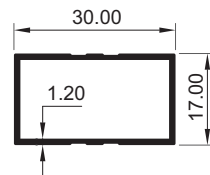
HR-07
Kg/m 0.565



HR-08
Kg/m 0.792

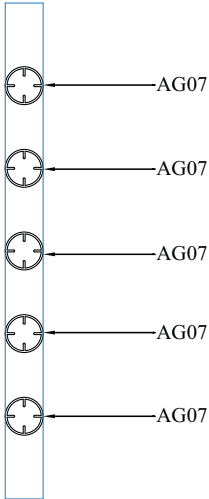


HR-09
Kg/m 0.093

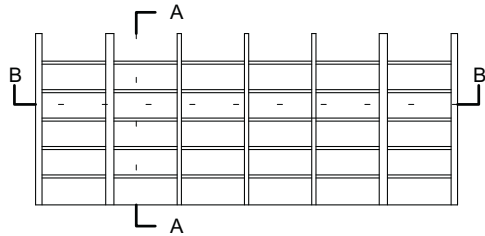


HR-10
Kg/m 0.292

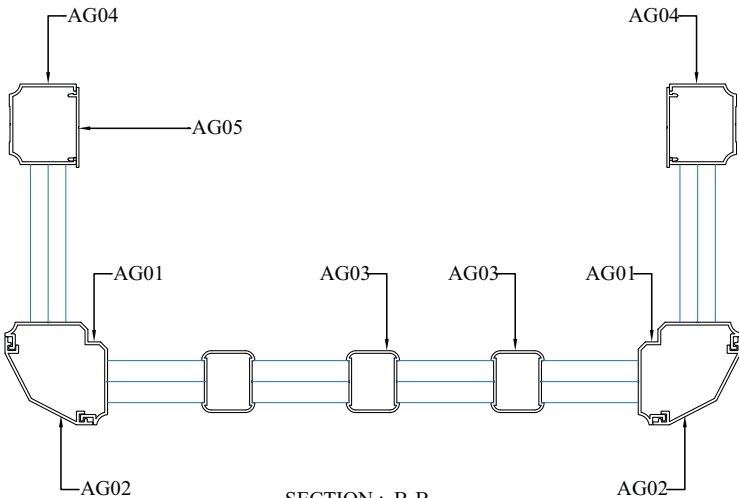
ALUMINIUM GRILL



SECTION :- A-A

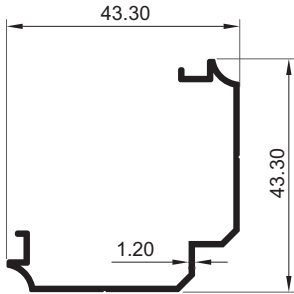


ELEVATION

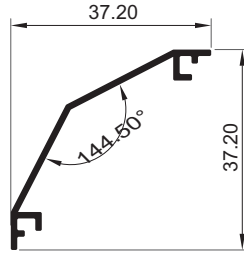


SECTION :- B-B

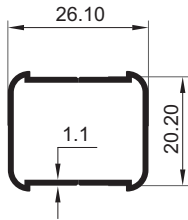
ALUMINIUM GRILL



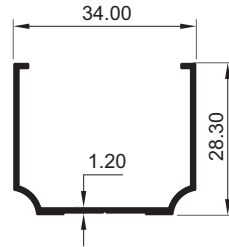
AG01
Kg/m 0.361



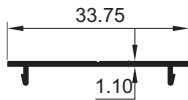
AG02
Kg/m 0.256



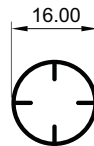
AG03
Kg/m 0.280



AG04
Kg/m 0.304

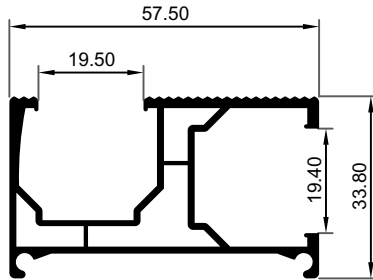


AG05
Kg/m 0.130

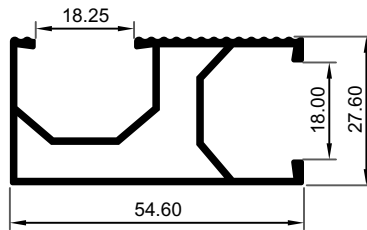


AG07
Kg/m 0.135

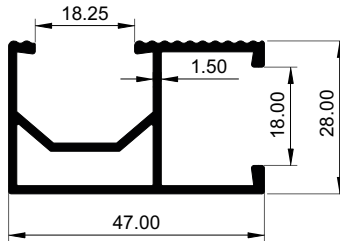
SOLAR PANEL



SP-01
Kg/m 0.980

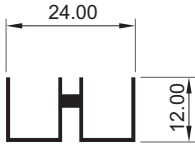


SP 07
Kg/m 0.795

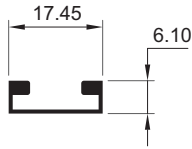


SP-21
Kg/m 0.623

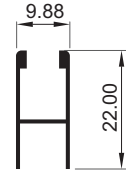
SHOWCASE



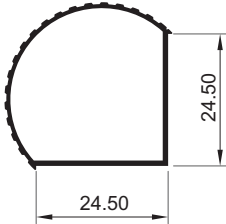
0109
Kg/m 0.190



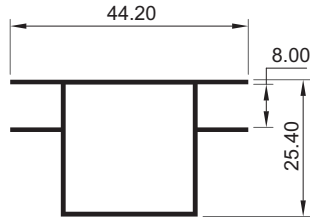
0110
Kg/m 0.114



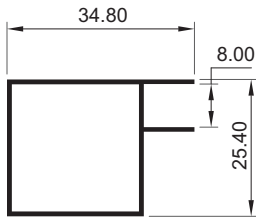
0111
Kg/m 0.140



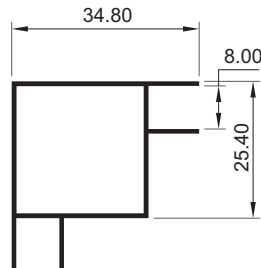
1202
Kg/m 0.300



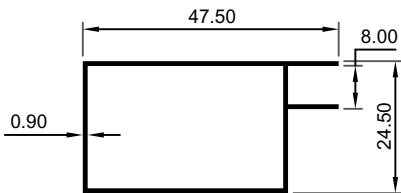
SC03
Kg/m 0.347



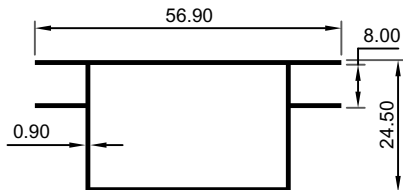
SC01
Kg/m 0.314



SC02
Kg/m 0.352

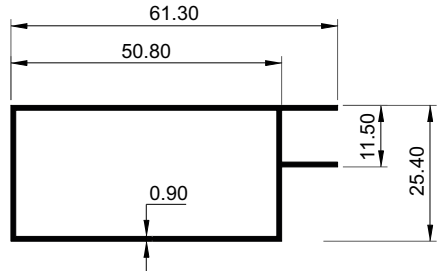


SC04
Kg/m 0.375

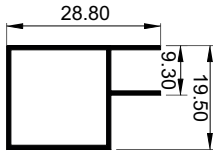


SC05
Kg/m 0.430

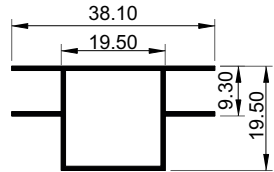
SHOWCASE



SC-06
Kg/m 0.440

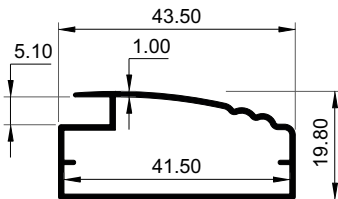


SC07
Kg/m 0.237

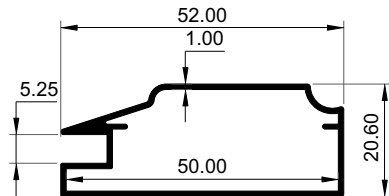


SC08
Kg/m 0.275

PANTRY CUPBOARD

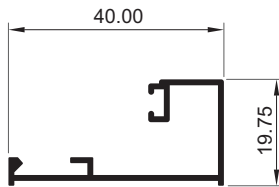


PC-02
Kg/m 0.378

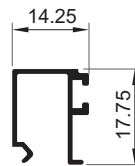


PC-03
Kg/m 0.473

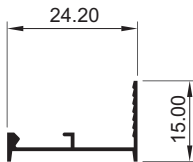
GLAZING BEAD



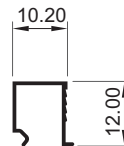
0614
Kg/m 0.295



0048
Kg/m 0.160



0083
Kg/m 0.125

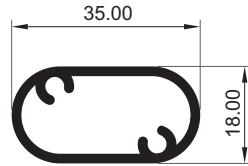


0084
Kg/m 0.093

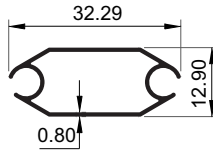
MISCELLANEOUS



BO-OP
Kg/m 0.979

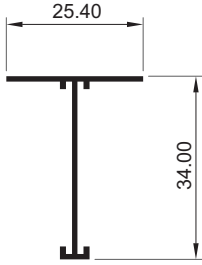


0104
Kg/m 0.550

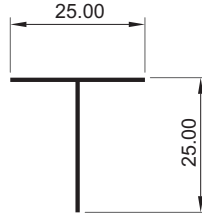


BCB01
Kg/m 0.210

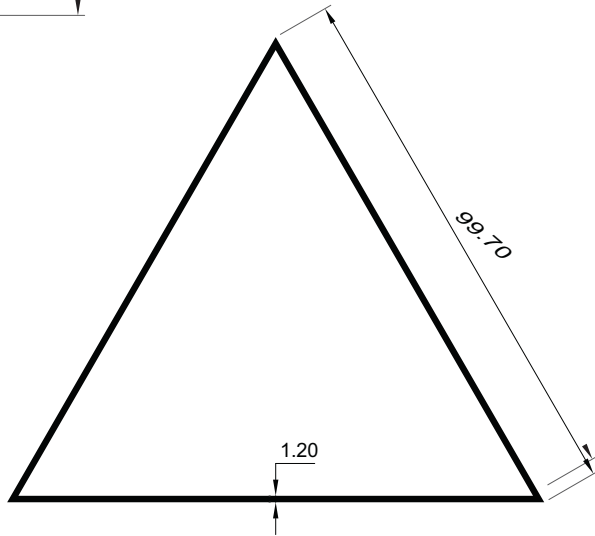
MISCELLANEOUS



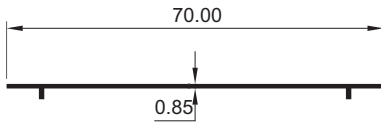
0100
Kg/m 0.199



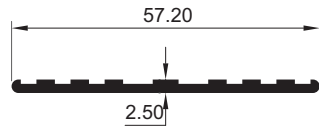
0517
Kg/m 0.116



TRI-100
Kg/m 1.243

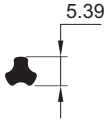


0324
Kg/m 0.193

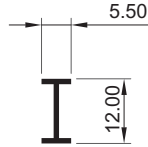


0325
Kg/m 0.300

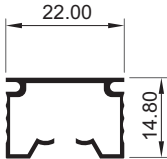
CURTAIN RAIL



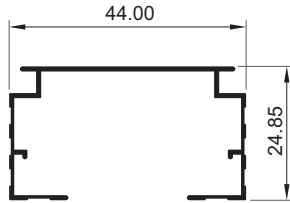
1000
Kg/m 0.061



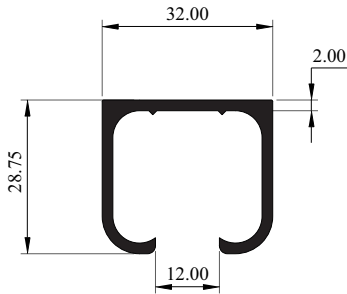
0115
Kg/m 0.055



0080
Kg/m 0.185

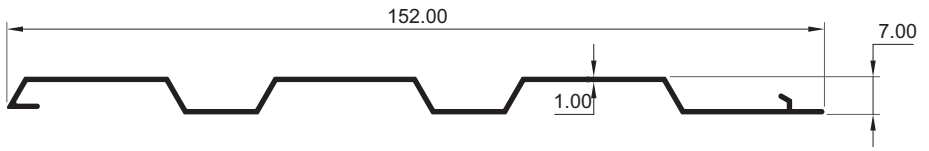


1001
Kg/m 0.308

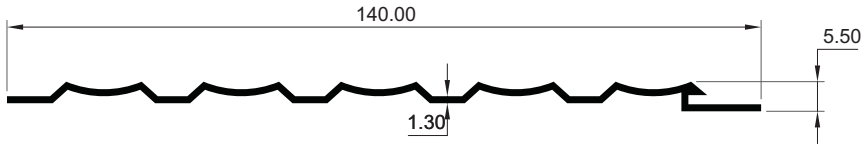


1080
Kg/m 0.530

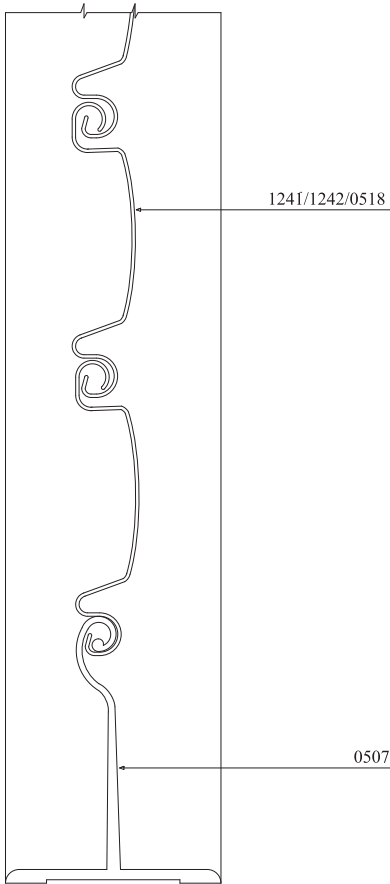
SPANDREL



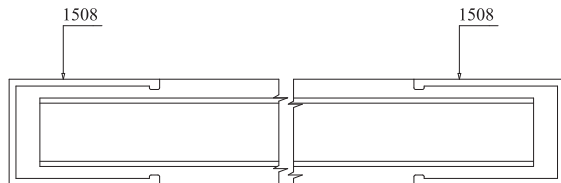

0116
Kg/m 0.605



0503
Kg/m 0.611

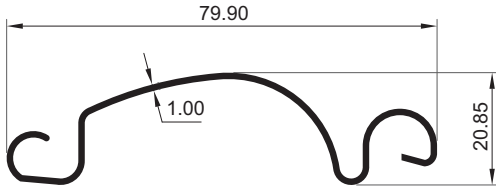


SECTION A-A

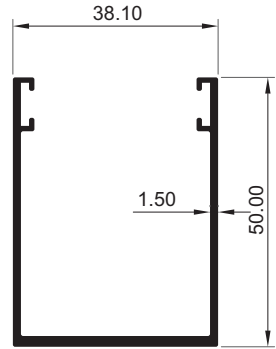


SECTION B-B

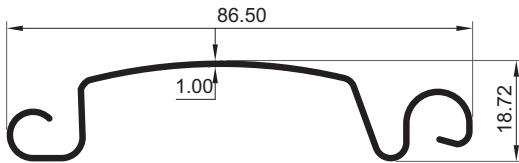
ROLLER SHUTTER



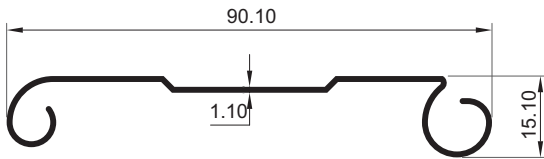
1241
Kg/m 0.396



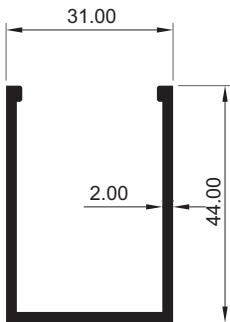
3508
Kg/m 0.725



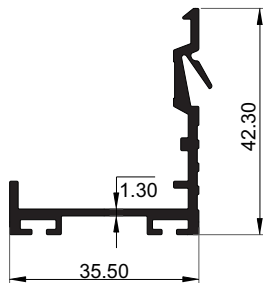
1242
Kg/m 0.402



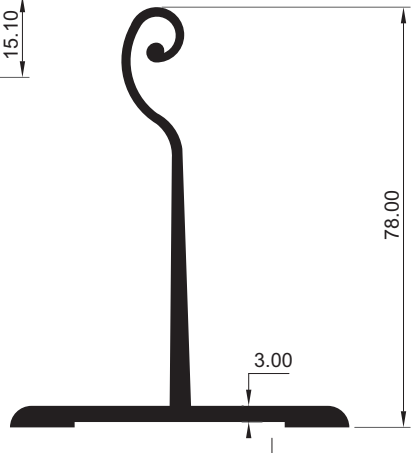
0518
Kg/m 0.410



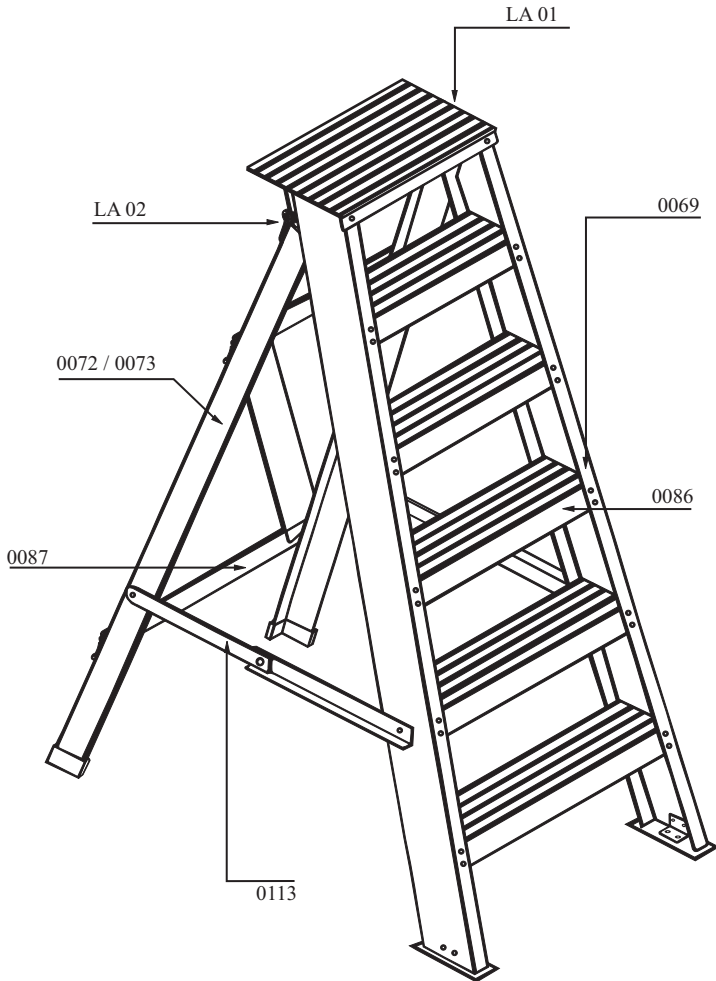
1508
Kg/m 0.660



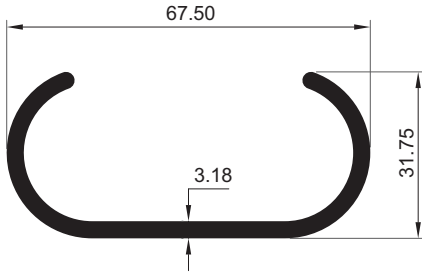
1507
Kg/m 0.523



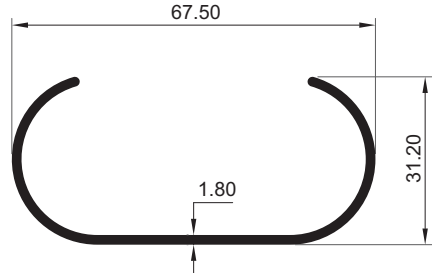
0507
Kg/m 1.100



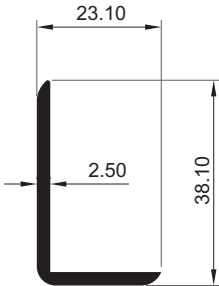
LADDER



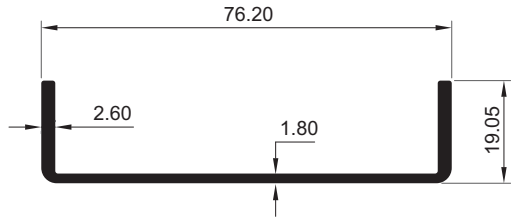
0068
Kg/m 0.519



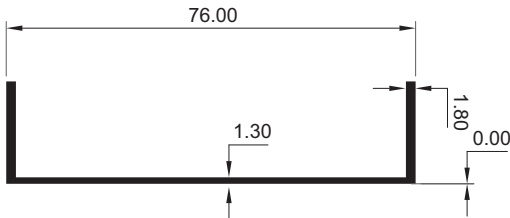
0068L
Kg/m 0.748




0069
Kg/m 0.440



0072
Kg/m 0.644

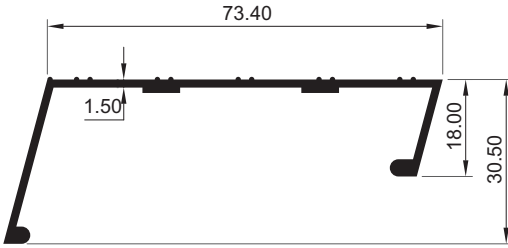


0073
Kg/m 0.468

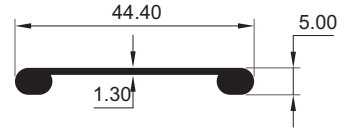


0085
Kg/m 0.286

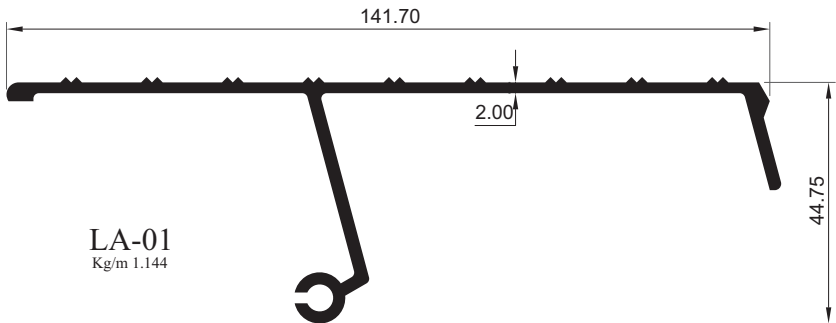
LADDER TYPE - A



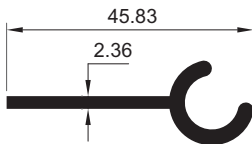
0086
Kg/m 0.539



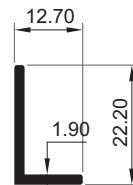
1087
Kg/m 0.297



LA-01
Kg/m 1.144

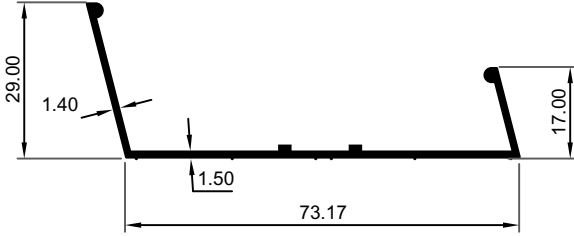


LA-02
Kg/m 0.396

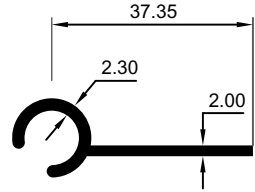


0113
Kg/m 0.211

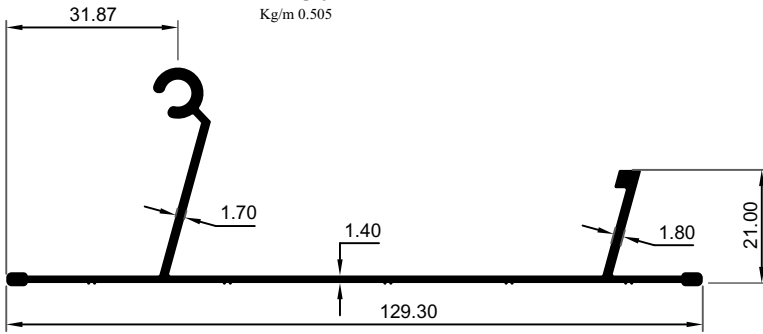
LADDER TYPE - B



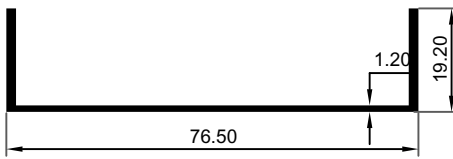
LA30
Kg/m 0.505



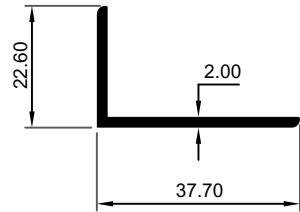
LA32
Kg/m 0.375



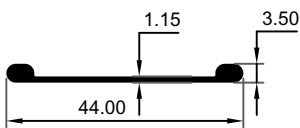
LA31
Kg/m 0.905



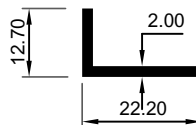
LA33
Kg/m 0.445



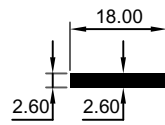
LA35
Kg/m 0.325



LA34
Kg/m 0.200

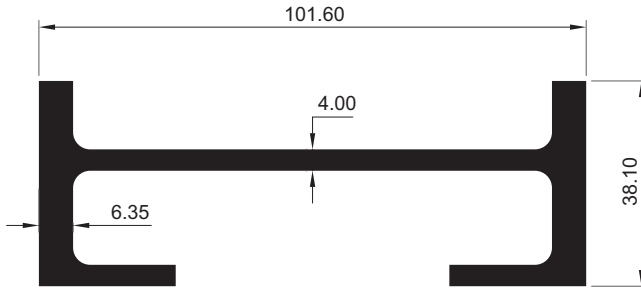


LA36
Kg/m 0.190

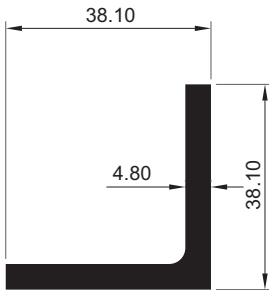


LA37
Kg/m 0.135

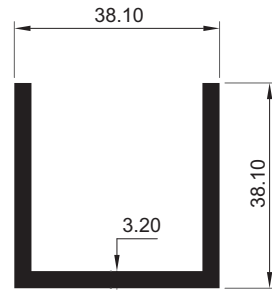
TRANSPORT



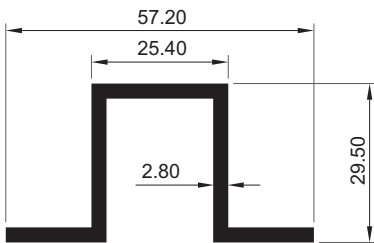
0049
Kg/m 3.289



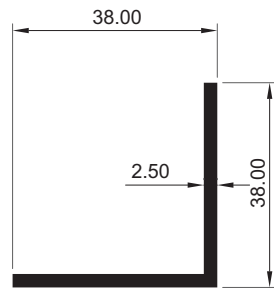
0050
Kg/m 1.064



0065
Kg/m 0.990

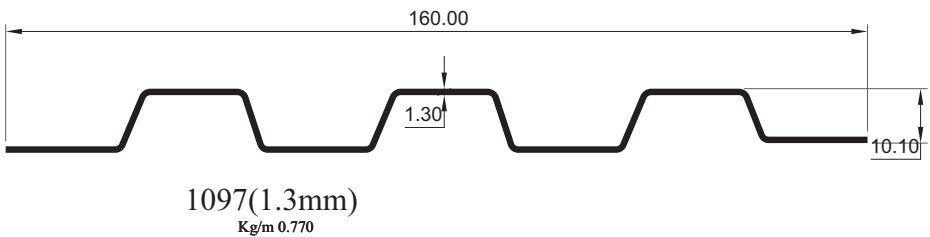
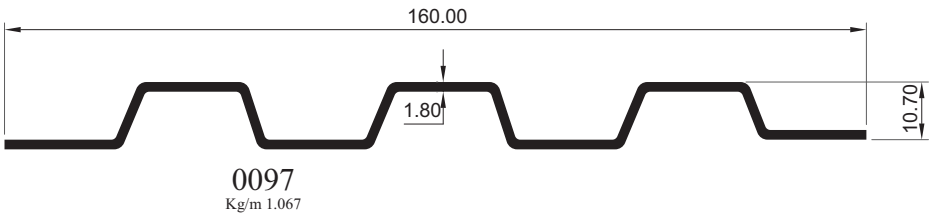
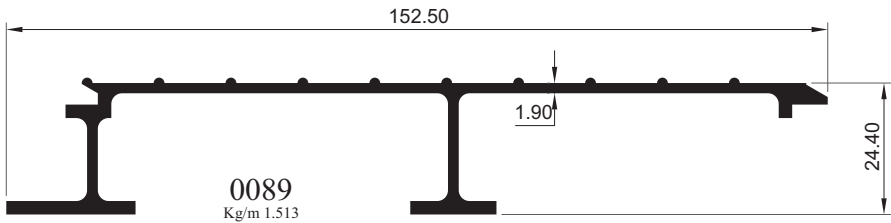
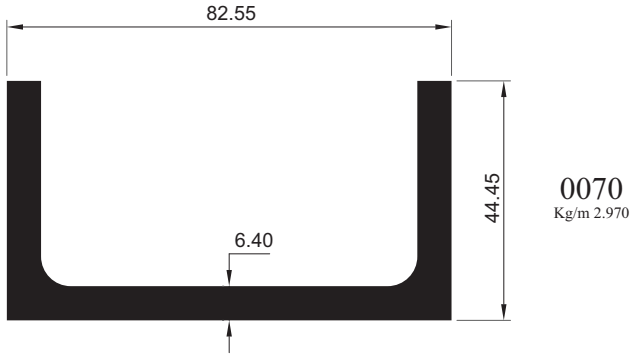


0067
Kg/m 0.836

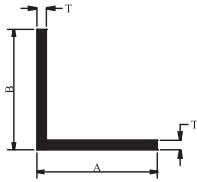


0071
Kg/m 0.534

TRANSPORT

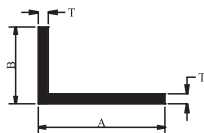


EQUAL



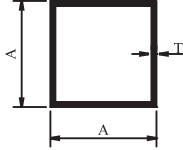
PROFILE	A (mm)	T (mm)
0006	12.70	0.65
0006 (1.5)	12.70	1.50
0007	19.05	0.70
0007 (1.5)	19.05	1.50
0008	25.40	1.00
0008 (1.5)	25.40	1.50
0009	50.80	3.00
1007	19.05	2.70
1008	25.40	2.70
1008H	25.40	3.00
0009	50.80	4.75
0010	38.10	4.75 <small>(Refer Group 16 Transport)</small>
0050	38.10	4.75 <small>(Refer Group 16 Transport)</small>
0071	38.10	2.40
0106	19.06	1.20
0112	15.88	1.50 <small>(Refer Group 25 Casement Window)</small>
0147	38.00	4.50 <small>(Refer Group 16 Transport)</small>
0311	38.00	0.90
0312	32.00	0.90
1071	38.50	2.90
0314 (1.6)	38.50	1.60
0313	40.00	4.00
0315	50.00	1.50

UNEQUAL



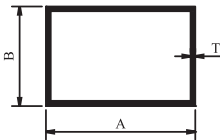
PROFILE	A (mm)	B (mm)	T (mm)
0069	38.10	23.10	3.18 <small>(Refer Group 13 Ladder)</small>
0096	20.05	13.70	0.80
0113	22.22	12.70	2.36
1069	50.80	38.10	3.00
2069	76.20	50.80	6.00

SQUARE TUBES



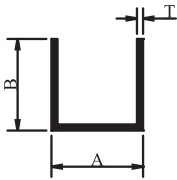
PROFILE	A (mm)	T (mm)
0004	25.40	1.00
0004 (1.2)	25.40	1.20
0004 (1.5)	25.40	1.50
0004 (2.0)	25.40	2.00
0005	76.20	1.30
0005 (2.0)	76.20	2.00
0088	19.50	0.80
0088	19.50	1.00
0088	19.50	1.50
0200	50.80	0.90
0200	50.80	1.20
0200	50.80	1.50
0200	50.80	1.65
0201A	12.50	0.65
0203	38.10	0.95
0102H	38.80	2.00
6060	87.00	1.50
6061	100.00	1.50

RECTANGULAR TUBES



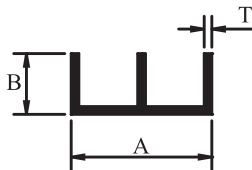
PROFILE	A (mm)	B (mm)	T (mm)
0003	76.20	38.10	0.90
0003	76.20	38.10	1.20
0003	70.20	38.10	2.00
0079	50.80	25.40	0.85
0079	50.80	25.40	1.00
0079	50.80	25.40	1.20
0079	50.80	25.40	1.50
0079	50.80	25.40	3.00
0081	38.10	25.40	0.85
0081	38.10	25.40	1.00
0081	38.10	25.40	1.20
0081	38.10	25.40	1.50
0082	76.20	25.40	1.00
0082	76.20	25.40	1.20
0082	76.20	25.40	1.50
0082	76.20	25.40	2.00
0082	76.20	25.40	2.50
0205	100.00	44.50	1.20
0206	100.00	25.40	1.10
0207	146.00	50.80	2.00

SINGLE



PROFILE	A (mm)	B (mm)	T (mm)
0012	12.70	12.70	0.80
0013	16.00	16.00	0.80
0065	38.10	38.10	3.18
1065	38.10	25.40	1.20
2065	50.80	38.10	3.00
3065	25.40	25.40	1.50
4065	25.40	38.10	1.50
0070	82.55	44.45	6.35
0091	11.50	10.50	0.80
0092	8.35	10.50	0.80
1092	6.30	9.40	0.80
2092	7.00	9.50	0.80
0301	9.30	9.40	0.60
0302	25.40	18.00	0.95
0303	18.00	18.00	0.95

DOUBLE

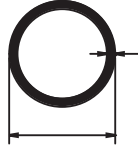


PROFILE	A (mm)	B (mm)	T (mm)
0093	10.50	9.50	1.00
1093	12.00	9.50	0.90
0095	22.00	9.50	1.00
1095	15.50	9.50	0.90



PROFILE	A (mm)	T (mm)
0001	25.40	3.00
0002	38.10	3.00
0051	25.40	1.00
0051	25.40	2.00
0051	25.40	3.00
0066	78.00	35.00
0150	12.70	3.30
0321	19.00	1.10
1321	19.00	2.80
0322	40.00	1.00
LAL - 07	145.00	12.50
LAL - 09	100.00	15.00
LAL - 10	50.00	10.00
LA - 68	68.00	32.00
LA - 85	85.00	40.00
LA - 30	30.00	10.00
LA - 24	24.00	12.00
LA - 100	100.00	10.00
LA - 22	22.00	2.00

ROUND TUBES



PROFILE	A (mm)	T (mm)
0014	12.70	0.90
0015	16.00	0.90
0016	25.40	0.90
0016H	25.40	1.50
0017	31.75	1.20
0017H	31.75	2.00
0018	38.10	0.90
1018	38.10	3.00
0098	9.00	0.70
0099	19.05	0.90
0105	22.22	1.40
0108	19.05	1.50
0108H	19.05	2.00
0204	50.80	1.20
1204	50.80	3.00
MK-01	30.80	2.90
DM-05	30.00	2.00

ROUND BARS



PROFILE	D mm
LAL 05	5.00
LAL 06	6.50
LAL 08	8.00



LANKA ALUMINIUM INDUSTRIES PLC

HEAD OFFICE :

🏠 1st Floor, Lakshman's Building, 321, Galle Road, Colombo 03.

☎️ +94 11 550 3300, +94 11 256 5951-53 📠 +94 11 550 3381 +94 11 550 3337
✉️ sales@lanka-aluminium.com, marketing@aluminium.com 🌐 www.aluminium.lk

REGIONAL SALES & SERVICE CENTRES :

🏠 545, 1/A, Sri Sangaraja Mawatha, Colombo 10. ☎️📠 : +94 11 238 8216

MAHARAGAMA:
☎️ +94 11 555 3301

KURUNEGALA :
☎️ +94 37 570 5705

AVISSAWELLA :
☎️ +94 36 511 5115

GAMPAHA:
☎️ +94 11 599 2929

KADAWATHA :
☎️ +94 11 599 1111

MALABE :
☎️ +94 11 529 9045

NITTAMBUWA :
☎️ +94 33 520 0200

FACTROY :

🏠 20, Temple Road, Ekala, Ja-Ela.

☎️ +94 11 535 4700, +94 11 223 6941 📠 +94 11 223 6942

Also available at dealers island-wide